

# Hajj & Umrah

From

# A To Z

Mamdouh N. Mohamed

**DAR ESHBELIA**  
For Publishing & Distribution

Before Hajj Time

Types of Hajj

Before Traveling

Reach Miqat

Start Ihram

Go to Makkah

Make Tawaf

Make Sa'ee

End Ihram

Start Ihram

Stay in Mina

Attend 'Arafat

Stay in Muzdalifah

Jamrat al-'Aqabah

Slaughter a Sacrifice

Cut Your Hair

Make Tawaf

Make Sa'ee

Stay in Mina

Throw Pebbles

Stay in Mina

Throw Pebbles

Stay in Mina

Throw Pebbles

Make Tawaf

Back Home

A

B

C

D

E

F

G

H

I

J

K

L

M

N

O

P

Q

R

S

T

U


V

W

X

Y

Z





## Credits

© **Dar Eshbelia for Pub. & Dist., 1999**

King Fahd National Library Cataloging-in-Publication Data

Muhammad, Mamdouh Nourudhin

Hajj and umrah A to Z. - Riyadh.

...p., .. cm.

ISBN: 9960-727-63-7

1-Hajj

2-Al-Umrah

I-Title

252.5 dc

3647/19

**Legal Deposit No. 3647/19**

**ISBN: 9960-727-63-7**

All rights reserved. No part of this publication may be reproduced, stored in a retrieval system, or transmitted, in any or by any means, without the prior written permission of the copyright owner.

No part of this publication may be translated into any other language without the prior written permission of the copyright owner.

**First Edition**

1419 H - 1999 G

**Dar Eshbelia**

for Pub. Distribution


Tel. (009661) 479 4354 - Fax 477 3959

Riyadh - Kingdom of Saudi Arabia

# Contents

|   |    |
|---|----|
| Distances Between Ritual Places .....           | 4  |
| The Fruit of <u>Hajj</u> .....                  | 5  |
| The First Sanctuary Appointed for Mankind ..... | 6  |
| Introduction .....                              | 8  |
| How to Use the Book .....                       | 9  |
| <u>Hajj</u> Rituals (Tamattu') .....            | 10 |
| Practical Tips .....                            | 12 |
| The Importance of <u>Hajj</u> .....             | 14 |
| Valuable Pieces of Advice .....                 | 16 |
| Daytime Temperatures and Humidity .....         | 18 |
| Makkah and Madinah .....                        | 19 |
| Things to Remember .....                        | 20 |
| <u>Hajj</u> Step by Step (Tamattu') .....       | 21 |
| A Before <u>Hajj</u> .....                      | 22 |
| B The Types of <u>Hajj</u> .....                | 24 |
| C Before Traveling .....                        | 26 |
| D Reaching the Miqat .....                      | 28 |
| E Starting <u>Ihram</u> 'Umrah .....            | 30 |
| F Going to Makkah                'Umrah .....   | 32 |
| G Making Tawaf (Coming)        'Umrah .....     | 34 |
| H Making Sa'ee                    'Umrah .....  | 36 |
| I Ending The State of <u>Ihram</u> 'Umrah ..... | 38 |
| J Starting <u>Ihram</u> of <u>Hajj</u> .....    | 40 |
| K Staying in Mina .....                         | 42 |
| L Attending 'Arafah .....                       | 44 |
| M Staying the Night in Muzdalifah .....         | 46 |
| N Throwing Pebbles at Jamrat al-'Aqabah .....   | 48 |
| O Slaughtering a Sacrifice .....                | 50 |
| P Cutting Hair .....                            | 52 |
| Q Making Tawaf (Ifadah) .....                   | 54 |
| R Making Sa'ee .....                            | 56 |
| S Staying in Mina .....                         | 58 |
| T Throwing Pebbles at the 3 Jamarat .....       | 60 |
| U Staying in Mina .....                         | 62 |
| V Throwing Pebbles at the 3 Jamarat .....       | 64 |
| W Staying in Mina .....                         | 66 |
| X Throwing Pebbles at the 3 Jamarat .....       | 68 |
| Y Making Tawaf (Farewell) .....                 | 70 |
| Z Back Home .....                               | 72 |
| Visiting Madinah .....                          | 75 |
| A Visiting The Prophet's Mosque (pbuh) .....    | 76 |
| Z Visiting Quba' Mosque .....                   | 78 |
| Supplications .....                             | 80 |
| Glossary .....                                  | 83 |
| References .....                                | 86 |
| Important Telephone Numbers .....               | 87 |
| Hajj Rituals Day by Day .....                   | 88 |
| Personal Data .....                             | 90 |





Before Hajj Time

Types of Hajj

Before Traveling

Reach Miqat

Start Ihram

Go to Makkah

Make Tawaf

Make Sa'ee

End Ihram

Start Ihram

Stay in Mina

Attend 'Arafat

Stay in Muzdalifah

Jamrat al-'Aqabah

Slaughter a Sacrifice

Cut Your Hair

Make Tawaf

Make Sa'ee

Stay in Mina

Throw Pebbles

Stay in Mina

Throw Pebbles

Stay in Mina

Throw Pebbles

Make Tawaf

Back Home



## Distances Between Ritual Places



**MAKKAH**

← (4-5 km) →



**MINA**

(Site of the 3 Jamarat)



(6-7 km)



**MUZDALIFAH**

(8-9 km)

**'ARAFAT**





# The Fruit of Hajj

"الحجُّ المبرورُ  
ليس له جزاءٌ إلا  
الجنةُ."

أخرجه البخاري و مسلم

"Sound Hajj  
has no reward  
except Paradise"


Collected by Bukhari & Muslim



## The First Sanctuary of


*"Verily the first sanctuary appointed for mankind  
was that at Bakkah, a blessed place, a guidance to the people."*

The Qur'an 3: 96



appointed for Mankind...

﴿ إِنَّ أَوَّلَ بَيْتٍ وُضِعَ لِلنَّاسِ لَلَّذِي بِبَكَّةَ مُبَارَكًا وَهُدًى لِلْعَالَمِينَ ﴾  
آل عمران : ٩٦





## Introduction

*In the Name of Allah, the Most Merciful, the Most Gracious.*

*All praise to Almighty Allah,  
Who guided me to bring this project to completion.*

In addition to extensive observations of pilgrims during seasons of Hajj, a pilot study was conducted. It shows that more than two-thirds of those who performed Hajj rituals for the first time could not perform them correctly. The representative sample showed that among the main reasons for making errors are the lack of correct knowledge, lack of well-designed books, and unfamiliarity with places and ritual terms.

Thus, the once-in-a-lifetime worship is highly vulnerable. That is, the majority of pilgrims cannot get it correctly the first time. This vital reason was adequate to motivate me to develop a book that is designed mainly to help them perform this important obligation in a step-by-step approach. That is why it is titled "Hajj & 'Umrah from A to Z."

As an instructional designer, I had to study the problem carefully and make a needs assessment in order to come up with a form that may better help Muslims get their rituals correctly. I had to go through an enormous number of books about Hajj and study them carefully. The result is an illustrated manual-like book that includes charts, diagrams and photographs that will systematically guide any Muslim to achieve the Hajj without, God willing, making any error.

Another purpose of this book is to alleviate the tension, anxiety, and fear of some pilgrims who have preconceived ideas about the difficulties that will face them in performing Hajj. This book is intended to make all steps easy and smooth, and to handle most of the errors before they occur, thus alleviating this anxiety by warning the pilgrims of what may happen long before it does. All a pilgrim needs is to read carefully and follow the steps very accurately and, by the grace of Allah, he/she will perform a smooth, correct Hajj.

The methodology I followed in this book is to trace the Sunnah of Prophet Muhammad (peace be upon him) as illustrated by the famous Hadith collected by Imam Muslim and others of "**The Farewell Hajj of the Prophet**" (pbuh). By doing that I have kept this book far from the differences between the various schools of thought known as Madhahib.

I would also like to remind the reader that the book is designed to illustrate the Hajj Tamattu', as it includes all the steps required in the other two types of Hajj - Qiran and Ifrad. I have also made a chart that illustrates the similarities and differences between the three types of Hajj and have titled it "quick reference."

The intended readers of this book include all English-speaking Muslims who are ready to perform Hajj regardless of age, education or gender. Thus the book is designed like a manual to help brothers and sisters make the prescribed rituals correctly.

Finally, I would like to thank all those who supported me in writing, editing, and revising this book, particularly those who kindly and patiently reviewed the Islamic contents many times and those who provided me with pictures.

May Allah guide us all to the right path.

The Author  
Mamdouh N. Mohamed  
1996



## How to use the Book

This booklet is designed primarily as a manual, a concept that may not be totally new to most people in our Islamic world. Briefly, it presents the material or the contents in a very consequential way to guarantee the fewest possible faults and errors.

Fortunately, when a person knows how to use this book/manual correctly and effectively, the outcome will be absolutely positive, if Allah is willing.

### **FIRST,**

look carefully at the cover design to get acquainted with the steps and their sequences. Read through the book to get an overall, comprehensive idea of its contents. Whenever you find some new terms that you are not familiar with, consult the glossary at the end of the book.

### **SECOND,**

go to the quick-reference on the back cover where you will be able to see the similarities and differences among the three types of Hajj. Each type has a different color. Read this page carefully before you decide which one you will select.

### **THIRD,**

once you have made your selection, try to mark which steps are not applicable in Hajj Tamattu', the main focus of this book. This will help you skip the steps when the situation arises.

### **FOURTH,**

follow each step accurately. Plan ahead by reading a couple of steps ahead of time. This is significant because when you start performing the rituals you will not have time to read thoroughly.

### **FIFTH,**

always pay attention to the sequence of steps and the comments relating to them.

### **SIXTH,**

the title "**REMEMBER**" on each page is to remind you of the important things that many people often forget while they are performing the rituals. So pay close attention to them and try to abide by them, as they are very important.

### **SEVENTH,**

the "**NEXT STEP**" subtitle is of vital importance, as it prepares you ahead of time for what you need before you actually start the following step.

### **EIGHTH,**

the title "**WARNING**" is of vital significance, as it warns the pilgrims against:

- (a) some of the more common errors.
- (b) acts that nullify the Hajj.
- (c) acts that require a sacrifice or compensation.

Be assured that the book is very easy to follow and that it will guide you to perform your Hajj correctly if you abide by it.

### **REMEMBER:**

Whenever in doubt, ask scholars before you act.  
This will save you A LOT of difficulties.

# Hajj Ritual

■ 'Umrah

Before Hajj Time



Types of Hajj



Before Traveling



Reach Miqat



Start Ihram



Go to Makkah



Make Tawaf



Make Sa'ee



End Ihram



Start Ihram



Stay in Mina



Attend 'Arafat



Stay in Muzdalifah



(Tamattu')

**Z** Back Home

**Y** Make Tawaf

**X** Throw Pebbles

**W** Stay in Mina

**V** Throw Pebbles

**U** Stay in Mina

**T** Throw Pebbles

**S** Stay in Mina

**R** Make Sa'ee

**Q** Make Tawaf

**P** Cut Your Hair

**O** Slaughter a Sacrifice

**N** Jamarat al-'Aqabah





## Practical Tips



### MONEY:

Do not worry about exchanging money. You can do that very easily anywhere in Saudi Arabia.



### SMALL GROUPS:

Close observation shows that people who move in large groups are subject to having either one or some of them lost, and/or missing some rituals or performing them late that may require them to compensate for that either by slaughtering an animal or by fasting or something else.



### GOOD COMPANY:

Be sure to choose good company during your whole journey, because this helps you avoid arguments and helps you perform your Hajj correctly.



### TO AVOID GETTING LOST:

It is recommended to arrange in advance with your group exactly where and when to meet and what to do in cases of being late, and what to do if someone is lost. To help you, follow these procedures:

- a. Arrange to meet at a very clear place where there is a clear, colored sign or landmark.
- b. Allow a specific range of time for those who come late for any reason, provided that this time does not affect the ritual to follow.
- c. Be sure that everybody in your group is clearly notified.



## Practical Tips



### FOOD:

Do not carry food from your homeland; almost everything is available there. Also, remember that your food may be taken from you at the airports.

To develop good eating habits, observe the following

- a. Always avoid eating big meals, (a) because this is not healthy, and (b) this is not helpful for performing rituals.
- b. The best foods to eat are fruits, and the best drinks are water and juice. They are everywhere and inexpensive.
- c. Always put the remains of food in a plastic bag, and be sure to put it in a trash container.



### MEDICATION:

Carry only indispensable medication that is essential for your health. Other common medicines can be obtained from any drugstore. You can get free first aid care in all ritual areas.



### PROTECTION:

Beware of the high temperatures in all ritual areas. Avoid being exposed to the sun for long periods of time. Always use umbrellas and drink a lot of liquids.



### SERVICES FOR HANDICAPPED:

For the weak, the sick, the handicapped, and elderly people, there are special services provided. Wheel chairs and on-shoulder-litters can be rented for those who need them. Ask the authorities for these services inside Al-Masjid Al-Haraam. Sometimes you may find them free, but usually they are not very expensive. Take advantage of these services if you need them.





## The Importance of Hajj

# Hajj

is the 5th pillar of Islam.  
It is a once-in-a-lifetime  
obligation upon male and female  
sane adults who are eligible  
(whose health and means permit it).

In the words of the Qur'an

"Pilgrimage to the House  
is a duty unto Allah for mankind,  
or him/her who can find  
a way to perform it."

The Qur'an 3: 97.

In carrying out this obligation,  
Muslims fulfill Allah's call to Abraham:

"And proclaim the pilgrimage  
among humankind.  
They come to you on foot  
and on every animal  
made lean by traveling  
deep, distant ravines."

The Qur'an 22: 27-28.



# The Importance of Hajj

﴿ وَاللَّهُ عَلَى النَّاسِ حَجُّ الْبَيْتِ مِنْ أَسْطِطَاعٍ إِلَيْهِ سَبِيلًا ﴾  
آل عمران : ٩٧

﴿ وَأَذِّنْ فِي النَّاسِ بِالْحَجِّ يَأْتُوكَ رِجَالًا وَعَلَى كُلِّ ضَامِرٍ يَأْتِينَ مِنْ كُلِّ فَجٍّ عَمِيقٍ ﴾  
الحج : ٢٧-٢٨





## Valuable Pieces of Advice

"Pilgrimage is due on well-known months. So, whoever decides to make the pilgrimage, (let him/her remember that) there should be no obscenity or wickedness or angry argument on the pilgrimage."

The Qur'an 2: 197

Consciousness  
of Allah

Correct  
'Aqidah

Repentance

Pure  
Intention

Valuable  
Pieces  
of  
Advice

Cleanliness

Correctness  
of Rituals

Mercy

Patience



## Valuable Pieces of Advice

﴿ الْحَجُّ أَشْهُرٌ مَّعْلُومَاتٌ فَمَنْ فَرَضَ فِيهِنَّ الْحَجَّ فَلَا رَفَثَ ﴾

﴿ وَلَا فُسُوقَ وَلَا جِدَالَ فِي الْحَجِّ ﴾

البقرة : ١٩٧

### Consciousness of Allah

The best thing to please Allah is to watch constantly for Him and be conscious and fearful of Him in all your actions and speech.

### Correct 'Aqidah

Every Muslim should understand that if his/her belief, or 'Aqidah is not sound, the Hajj or any other 'Ibadah (worship) is not accepted. So always try to correct your belief by asking scholars who will provide you with proofs from the Qur'an and Sunnah.

### Pure Intention

Almighty Allah does not accept what is not directed to Him alone. Therefore, you should always be sincere and have pure intention for Hajj.

### Correctness of Rituals

Any ritual is not accepted unless it is made correctly, exactly as Prophet Muhammad (pbuh) did it.  
"Whoever adds something new to our religion, it is rejected."

### Patience

The difficulty of rituals requires every pilgrim to be patient and forgiving of others.

### Repentance

Do your best to make Hajj a repentance for all your sins. This repentance requires you not to commit any of these sins again.

### Mercy

Do your best to help Muslims, avoid pushing or hurting them in any of the Hajj rituals, especially in Tawaf, Sa'ee, and pebble throwing, which are crowded.

### Cleanliness

Cleanliness is a true sign of faith. Therefore, you should always keep your heart, body, food, drink, and everything clean. Also ask others to keep ritual and worship places as clean as possible.

## Daytime Temperatures and Humidity

"That (is the command). Whoever glorifies the commands of Allah, it surely is from the devotion of the hearts."

The Qur'an 22:32

ذَلِكَ وَمَنْ يُعْظِمَ شَعِيرًا لِلَّهِ فَإِنَّهَا مِنْ تَقْوَى الْقُلُوبِ  
الحج: ٣٢

| MONTH     | Makkah                     |                     | Madinah                    |                     |
|-----------|----------------------------|---------------------|----------------------------|---------------------|
|           | TEMPERATURE<br>MAX. / MIN. | AVERAGE<br>HUMIDITY | TEMPERATURE<br>MAX. / MIN. | AVERAGE<br>HUMIDITY |
| January   | 27.4° / 17.5°              | 63%                 | 22.7° / 10.5°              | 41%                 |
| February  | 27.5° / 17.6°              | 63%                 | 27.0° / 12.0°              | 36%                 |
| March     | 31.0° / 20.6°              | 64%                 | 30.2° / 17.3°              | 27%                 |
| April     | 34.5° / 21.2°              | 61%                 | 35.1° / 21.0°              | 25%                 |
| May       | 35.0° / 24.3°              | 61%                 | 39.2° / 23.7°              | 22%                 |
| June      | 37.5° / 25.4°              | 61%                 | 42.3° / 27.4°              | 31%                 |
| July      | 39.0° / 26.7°              | 60%                 | 42.4° / 27.9°              | 18%                 |
| August    | 39.2° / 28.3°              | 62%                 | 42.5° / 28.7°              | 19%                 |
| September | 35.9° / 26.9°              | 67%                 | 41.2° / 27.3°              | 18%                 |
| October   | 35.0° / 24.4°              | 70%                 | 36.5° / 21.5°              | 20%                 |
| November  | 33.0° / 22.0°              | 65%                 | 30.0° / 16.0°              | 39%                 |
| December  | 28.9° / 20.2°              | 60%                 | 24.1° / 12.5°              | 42%                 |

# Makkah and Madinah



## Makkah

Makkah is located in western Saudi Arabia, about 80 km from the Red Sea.

It is part of the Hijaz mountains that are located in the southwest parallel to the Red Sea. It is very humid almost all year round.



## Madinah

Madinah is located in northwestern Saudi Arabia, about 250 kilometers from the Red Sea. It is a rocky plateau. Its altitude above sea level is 620 meters. Its soil contains volcanic rock especially in the west and the southwest coast. It is a barren land with a desert climate.





# Things to Remember



## Items to Bring



Ihram Clothes



Sandals  
(without a back)



Personal  
Clothes



Umbrella



Money



Passport and  
Plane Ticket



Vaccination  
Card



## Items Not to Bring



No Food



No Liquids



No Cigarettes  
or Tobacco



No Weapons



# Hajj

*Step by Step*  
(Tamattu')





# Before Hajj

*"Surely Allah loves any of you who perfects his/her work."*

Collected by Al-Sayuti and accredited by Al-Albani.

**PLACE:** Homeland

**DATE:** No specific date

**LOCATION:** Wherever you live

**TIME:** No specific time

## REMEMBER

*THE MORE KNOWLEDGE YOU GET THE MORE SATISFYING YOUR HAJJ WILL BE.*

### SEQUENCE

#### Step 1

- ◆ Make sure that you have a true intention of Hajj before you prepare anything.

#### Step 2

- ◆ Arrange enough legitimate funds for your journey and for your family.

#### Step 3

- ◆ Prepare yourself for good conduct throughout the whole journey.

#### Step 4

- ◆ Get adequate information about Hajj rituals and its fiqh.
- ◆ Read some literature.

### COMMENTS

- ◆ Pay all your debts.
- ◆ Redress all wrongs.
- ◆ Write your will.
- ◆ Always keep in mind the Hadith of Prophet Muhammad "Verily Allah is good, and He accepts only the good."
- ◆ Look for someone who can take care of your family whenever the need arises.
- ◆ Any woman should be accompanied by Mahram.
- ◆ Check the pre-Hajj checklist accurately.

**WARNING:** *Be sure that the Hajj ritual is not accepted unless the money you obtained for it is acquired from a legitimate source.*



## Before Hajj

”إِنَّ اللَّهَ يُحِبُّ إِذَا عَمَلَ أَحَدُكُمْ عَمَلًا أَنْ يَتَّقَنَهُ.”  
أخبره السيوطي وحسنه الألباني .

### Pre-Hajj Checklist

|  | Yes                      | In Progress              | No                       |
|--|--------------------------|--------------------------|--------------------------|
| 1. Have you got your passport ready?   | <input type="checkbox"/> | <input type="checkbox"/> | <input type="checkbox"/> |
| 2. Is it valid for 6 months?   | <input type="checkbox"/> | <input type="checkbox"/> | <input type="checkbox"/> |
| 3. Have you applied for Hajj/'Umrah visa?                                    | <input type="checkbox"/> | <input type="checkbox"/> | <input type="checkbox"/> |
| 4. Have you taken the required vaccination shots?                            | <input type="checkbox"/> | <input type="checkbox"/> | <input type="checkbox"/> |
| 5. Have you been informed about your sponsor (Mutawif)?                      | <input type="checkbox"/> | <input type="checkbox"/> | <input type="checkbox"/> |
| 6. Have you read some literature on Hajj/'Umrah?                             | <input type="checkbox"/> | <input type="checkbox"/> | <input type="checkbox"/> |
| 7. Have you paid all your debts?   | <input type="checkbox"/> | <input type="checkbox"/> | <input type="checkbox"/> |
| 8. Have you bought the necessary Ihram clothes?                              | <input type="checkbox"/> | <input type="checkbox"/> | <input type="checkbox"/> |
| 9. Have you prepared adequate funds for the journey?                         | <input type="checkbox"/> | <input type="checkbox"/> | <input type="checkbox"/> |
| 10. Have you confirmed your flights?   | <input type="checkbox"/> | <input type="checkbox"/> | <input type="checkbox"/> |
| 11. Did you select the type of Hajj you intend to perform?                   | <input type="checkbox"/> | <input type="checkbox"/> | <input type="checkbox"/> |
| 12. Have you understood the basic Hajj terminology?                          | <input type="checkbox"/> | <input type="checkbox"/> | <input type="checkbox"/> |
| 13. Have you recited Talbiyah?   | <input type="checkbox"/> | <input type="checkbox"/> | <input type="checkbox"/> |
| 14. Have you written your will?  | <input type="checkbox"/> | <input type="checkbox"/> | <input type="checkbox"/> |
| 15. Have you left enough money for your family?                              | <input type="checkbox"/> | <input type="checkbox"/> | <input type="checkbox"/> |
| 16. Have you chosen somebody to take care of your family while you are away? | <input type="checkbox"/> | <input type="checkbox"/> | <input type="checkbox"/> |

**NEXT STEP:** The Types of Hajj —  
It is important to think in advance which type of Hajj you want.



## Types of Hajj

"Whoever intends Hajj and 'Umrah together it is all right, and whoever intends to make Hajj it is all right, and whoever intends to make 'Umrah it is all right."

Collected by Bukhari & Muslim.

**PLACE:** Homeland

**DATE:** No specific date

**LOCATION:** Wherever you live

**TIME:** No specific time

### REMEMBER

GET ENOUGH INFORMATION ABOUT THE DIFFERENT TYPES OF HAJJ.

#### SEQUENCE

##### Step 1

- ◆ Be sure that you know the differences between the three types of Hajj.

##### Step 2

- ◆ Be sure to select the exact type of Hajj you want to make.

#### COMMENTS

##### (A) Tamattu':

- ◆ Making 'Umrah then Hajj in the same journey in the same year in the prescribed months of Hajj.

##### (B) Qiran:

- ◆ Making 'Umrah and Hajj at the same time in the same journey.

##### (C) Ifrad:

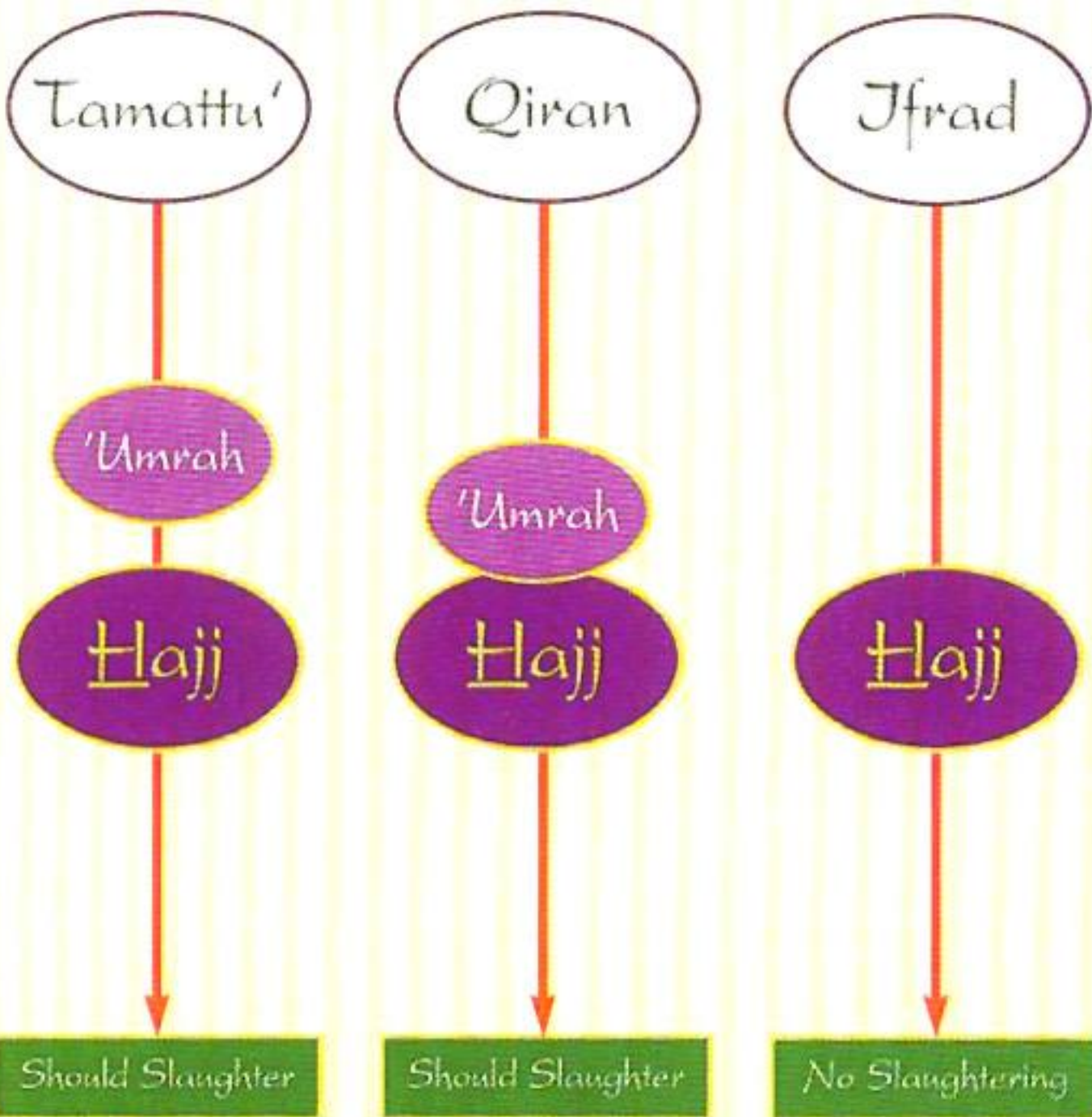
- ◆ Making Hajj only in the prescribed months of Hajj.

**WARNING:** Be sure that if you select Tamattu' or Qiran know that you must slaughter an animal, or fast 3 days during Hajj time and 7 days after going home.

# Types of Hajj

فَمَنْ شَاءَ أَنْ يَهْلُ بِحَجٍّ وَعُمْرَةٍ فَلْيَهْلُ ، وَمَنْ أَرَادَ أَنْ يَهْلُ  
بِحَجٍّ فَلْيَهْلُ ، وَمَنْ أَرَادَ أَنْ يَهْلُ بِعُمْرَةٍ فَلْيَهْلُ .  
أَخْرَجَهُ الْبُخَارِيُّ وَمُسْلِمٌ .

## The Three Types Hajj



**NEXT STEP:** Before Traveling —  
It is time to redress all wrongs and start a new page in your life.  
So, try to keep the new page as shining as possible.

# Before Traveling

"Glorified be He Who has subdued these unto us, and we were not capable (of subduing them); And surely unto our Lord we are returning."

The Qur'an 43: 13-14

**PLACE:** Homeland

**DATE:** The 3 months of Hajj

**LOCATION:** Wherever you live

**TIME:** No specific time

## REMEMBER

*DO THE RITUALS VERY ACCURATELY. YOU MAY NOT HAVE ANOTHER CHANCE.*

### SEQUENCE

#### Step 1

- ◆ If you are traveling by air or sea you have two options:
  - ◆ (a) put on lhram before leaving
  - ◆ (b) put on lhram on the flight/ship before passing over the Miqat

#### Step 2

- ◆ Before you take your flight or any means of transportation, you should make a general cleanup getting ready for lhram state:
  - ◆ Clipping nails, shaving underarm and pubic hair, and trimming mustache.
  - ◆ Take a shower and wash your body.
  - ◆ Get ready for putting on lhram clothes.

### COMMENTS

- ◆ If you decide to visit Madinah first, you will start lhram on your way from Madinah to Makkah.
- ◆ Have lhram clothes handy in your carry-on bag.
- ◆ Recommended
- ◆ Once you put on lhram clothes, you have to observe lhram obligations.
- ◆ Whatever the means of transportation you use, say the above Qur'anic verse.

**WARNING:** *Jeddah according to Sunnah is not Miqat. If you reach it without lhram you should go to the nearest Miqat or slaughter an animal.*



## Before Traveling

﴿سُبْحٰنَ الَّذِي سَخَّرْنَا هٰذَا وَمَا كُنَّا لَهُ مُقْرِنِيْنَ﴾ ﴿وَإِنَّا إِلَىٰ رَبِّنَا لَمُنْقَلِبُونَ﴾

الزخرف: ١٣-١٤

### Talbiyah

It is time to learn Talbiyah. You will need it soon.

"Labbayk Allahumma Labbayk,  
Labbayk la sharika laka Labbayk,  
Jnnal hamda wanni'mata laka  
walmulk  
La sharika lak"

"لَبَّيْكَ اللَّهُمَّ لَبَّيْكَ ،  
لَبَّيْكَ لَا شَرِيكَ لَكَ لَبَّيْكَ ،  
إِنَّ الْحَمْدَ وَالنِّعْمَةَ لَكَ وَالْمُلْكَ ،  
لَا شَرِيكَ لَكَ ."

"O my Lord, Here I am at Your service,  
Here I am.

There is no partner with You.  
Here I am.

Truly, the praise and the provisions are Yours,  
and so is the dominion and sovereignty.  
There is no partner with you."

**NEXT STEP:** Reaching Miqat —  
A pilgrim must put on Ihram clothes on reaching or before  
passing the Miqat.

# D

## Reaching the Miqat

The Messenger (pbuh) specified these locations and said, "They are the locations for whoever passes by them of those who are not their inhabitants and for whoever wants to make Hajj and 'Umrah."

Collected by Bukhari & Muslim.

**PLACE:** One of the 5 Miqat points

**DATE:** The 3 months of Hajj

**LOCATION:** Saudi Arabia

**TIME:** No specific time

### REMEMBER

*DO NOT IMITATE PEOPLE BLINDLY; ALWAYS ASK SCHOLARS ABOUT ANY ISSUE.*

#### SEQUENCE

##### Step 1

- ◆ When you reach the Miqat, make a whole body cleanup if you did not do so before leaving home.

##### Step 2

- ◆ It is recommended to put on Ihram clothes after one of the 5 regular prayers.

##### Step 3

- ◆ Take off all your normal clothes.
- ◆ Put on the 2 clean, white seamless garments, and put on any sandals that do not reach your ankles without any socks.

#### COMMENTS

- ◆ Recommended
- ◆ Only men should take off their underwear.
- ◆ Women put on any regular decent dress without any specific color. The dress should leave the face and the hands uncovered.

**WARNING:** *If you pass Miqat without Ihram you have to go back to the nearest Miqat to put on Ihram or you have to make a sacrifice.*



# Reaching the Miqat

حدّد الرسولُ (صلى الله عليه وسلم) هذه المواقيتَ وقالَ "هنّ لهنّ،  
 لمن أتى عليهنّ من غيرِ أهلهنّ ولمن أراد الحجَّ والعمرةَ".  
 أخرجه البخاري ومسلم .

## The 5 Miqat Locations



**NEXT STEP:** *Starting Ihram —*  
 Get ready and be careful in observing the obligations of Ihram.





# Starting Ihram

"Pilgrimage is due on well-known months. So, whoever decides to make the pilgrimage, (let him/her remember that) there should be no obscenity or wickedness or angry argument on the pilgrimage."

The Qur'an 2: 197

**PLACE:** One of the 5 Miqat points

**DATE:** The 3 months of Hajj

**LOCATION:** Wherever you live

**TIME:** No specific time

## REMEMBER

ONCE YOU ENTER IHRAM STATE, MAINTAIN RECITING THE TALBIYAH.

### SEQUENCE

#### Step 1

- ◆ When you finish the regular prayer, say the intention of your selected type of Hajj:
  - ◆ If you intend to make Tamattu' say: (I am responding to You, my Lord, by 'Umrah with Tamattu' til Hajj.)
  - ◆ If you intend to make Qiran say (I am responding to You, my Lord, by 'Umrah and Hajj together.)
  - ◆ If you intend to make Ifrad say (I am responding to You, my Lord, by Hajj.)

### COMMENTS

- ◆ Men say the Talbiyah loudly while women say it to themselves, silently.
- ◆ Labbayk Allahumma 'Umrah mutamati'an biha 'ilal Hajj.
- ◆ Labbayk Allahumma Hajj wa 'Umrah.
- ◆ Labbayk Allahumma Hajj.

**WARNING:** If you do not follow the Ihram obligations accurately, you may need to redo your Hajj or make a sacrifice.



# Starting Ihram

الْحَجُّ أَشْهُرٌ مَّعْلُومَةٌ فَمَنْ فَرَضَ فِيهِنَّ الْحَجَّ فَلَا رَفَثَ

وَلَا فُسُوقَ وَلَا جِدَالَ فِي الْحَجِّ

البقرة : ١٩٧

## Ihram Obligations

MEN

BOTH

WOMEN

2 Clean,  
White Seamless  
Garments

Putting on Ihram

Any normal,  
decent dress  
covering the  
body but not  
the face or  
the hands.

No Haircut or Shaving  
 No Clipping of Nails  
 No Perfumes or Colognes  
 No Killing or Hunting Animals  
 No Sexual Intercourse  
 No Marriage Proposals  
 No Marriage Contracts

*Be careful, any sexual intercourse with one's spouse or any action that leads to it nullifies the whole Hajj ritual.*

**NEXT STEP:** Going to Makkah —  
Once you reach Makkah, it is recommended to go directly to Al-Masjid Al-Haraam.



# Going to Makkah

*"O my Lord! Open to me the doors of Your Mercy."*

Collected by Al-Tirmidhi, Ahmad, and Ibn Majah.

**PLACE:** To Makkah

**DATE:** The 3 months of Hajj

**LOCATION:** Western Saudi Arabia

**TIME:** No specific time

## REMEMBER

**KEEP RECITING THE TALBIYAH UNTIL YOU REACH AL-MASJID AL-HARAAM.**

### SEQUENCE

#### Step 1

- ◆ When you make lhram, it is preferable to go to Makkah directly.

#### Step 2

- ◆ Go directly to al-Masjid al-Haraam.

#### Step 3

- ◆ It is preferable to take a shower or make wudu' before going to al-Masjid al-Haraam.

#### Step 4

- ◆ Enter the mosque from As-Salam gate.
- ◆ Say the above du'a'.

### COMMENTS

- ◆ Recommended

- ◆ Recommended

- ◆ Recommended

- ◆ Recommended

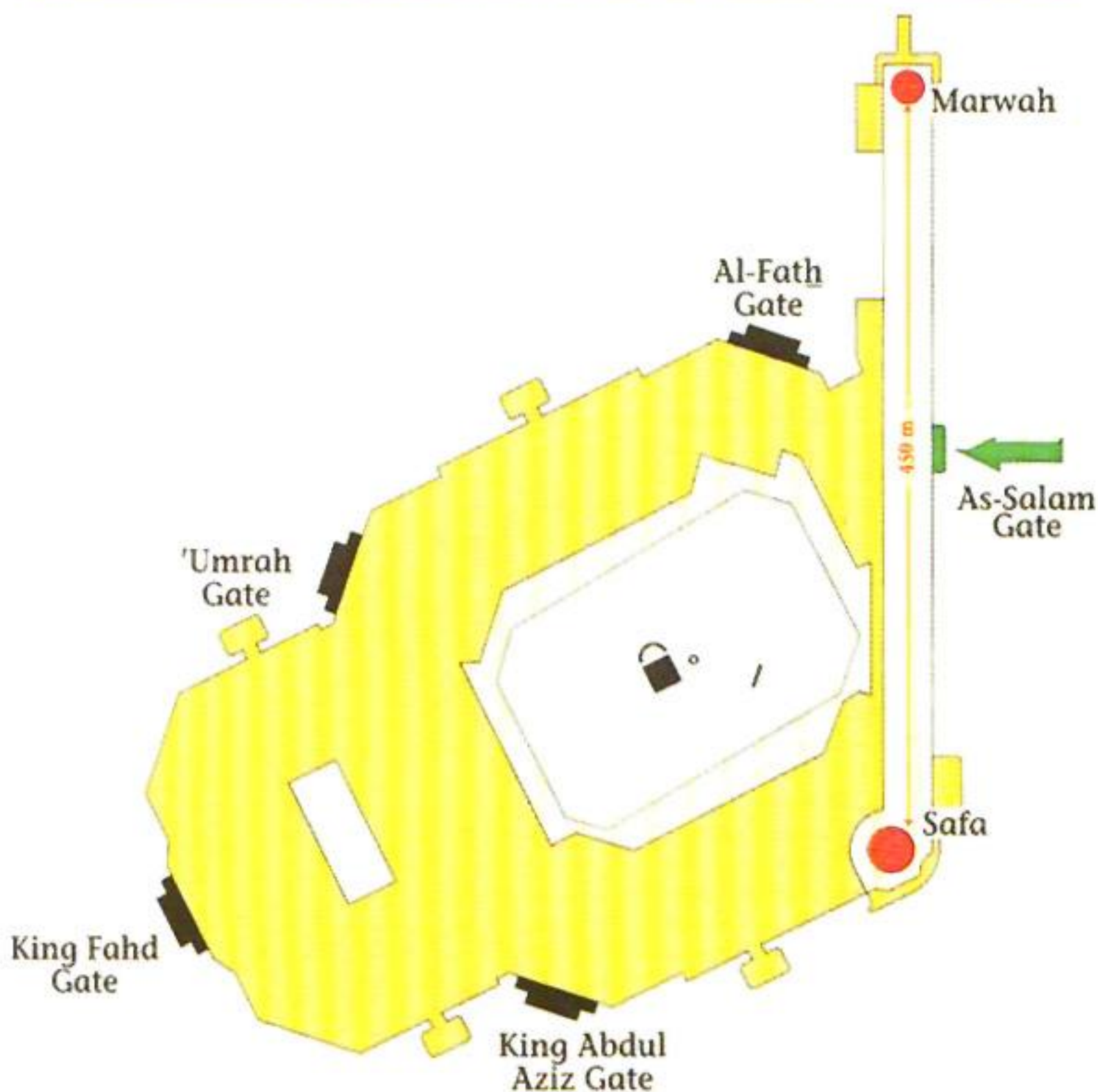
**WARNING:** *Menstruating women cannot make Tawaf until the period stops.*



## Going to Makkah

”ربُّ افْتَحْ لي بابَ رَحْمَتِكَ .“  
اخرجه الترمذي واحمد وابن ماجه.

### Al-Masjid Al-Haraam



**NEXT STEP:** Making Tawaf —  
Be merciful and helpful.  
Do not push any pilgrim whatever the reason.



# Making Tawaf

"Our Lord! Grant us goodness in this world and goodness in the Hereafter, and protect us from the torment of the fire!"

The Qur'an 2 : 201.

**PLACE:** Around Ka'bah

**DATE:** The 3 months of Hajj

**LOCATION:** Al-Masjid al-Haraam

**TIME:** No specific time

## REMEMBER

**A PRAYER IN THIS MOSQUE EQUALS ONE THOUSAND PRAYERS IN ANY OTHER MOSQUE.**

### SEQUENCE

#### Step 1

- ◆ Circle the Ka'bah 7 times.
- ◆ Start circling from the black stone by kissing or touching, or pointing to it and make takbeer (Allahu Akbar) each time you come to it.
- ◆ While making tawaf, recite any du'a' or make Dhikr, then end each round at the black stone.
- ◆ Between Rukn Yamani and the black stone say this du'a': ➡

#### Step 2

- ◆ When you finish the 7 rounds, pray 2 rak'at behind Maqam Ibrahim if possible.

#### Step 3

- ◆ Drink from the water of Zamzam.

### COMMENTS

- ◆ The Ka'bah should be on the left hand.
- ◆ You can make Tawaf on any of the 3 floors; the ground, the first floor, or the roof.
- ◆ It is recommended for men only to increase their speed only in the first 3 rounds.
- ◆ "Our Lord! Grant us goodness in this world and goodness in the Hereafter, and protect us from the torment of the fire!"
- ◆ If it is not possible, pray anywhere in the mosque while facing the Ka'bah.
- ◆ Recommended

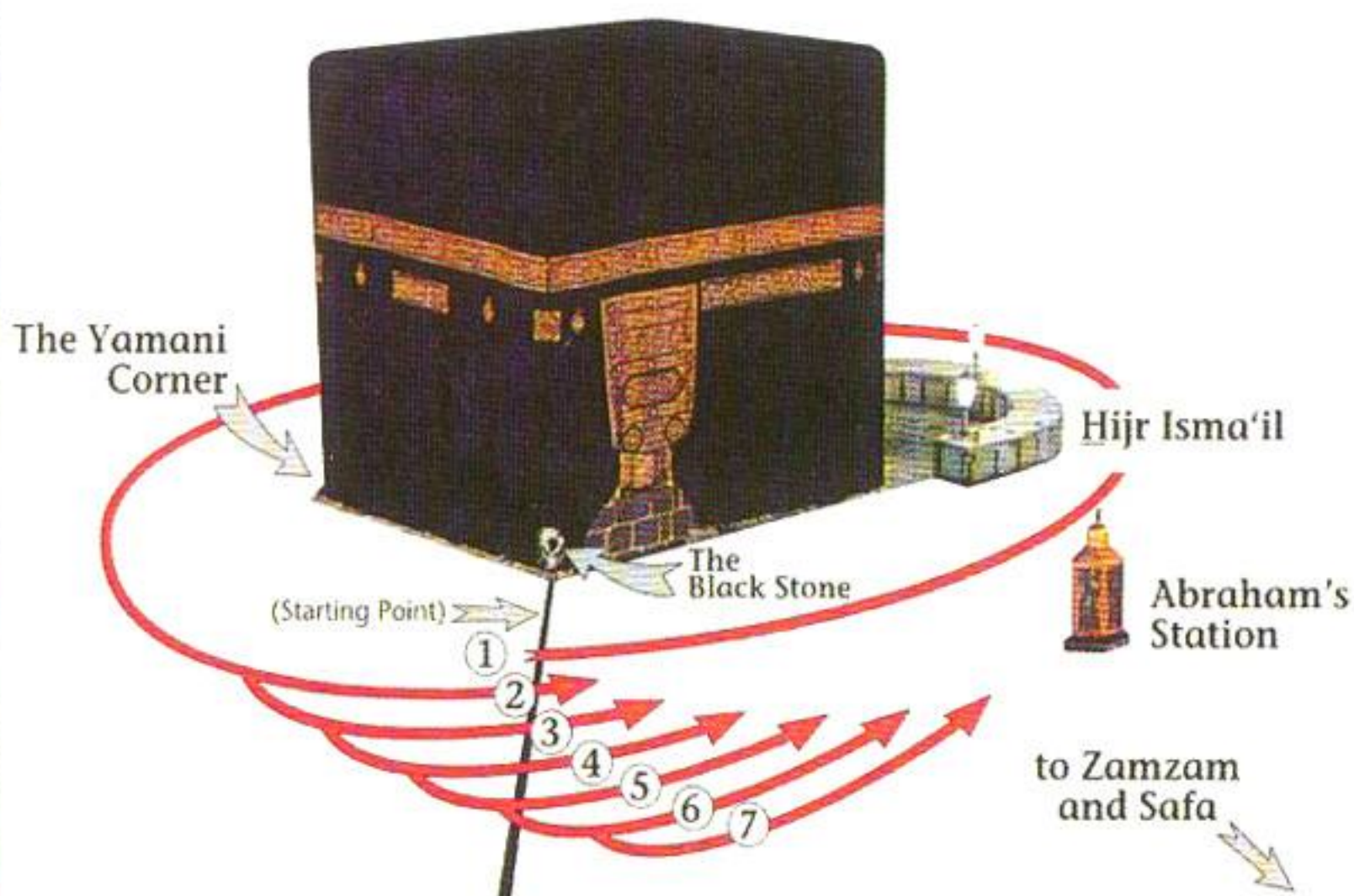
**WARNING:** When you circle the Ka'bah do not go through H<sub>ijr</sub> Isma'il. Do not push any pilgrim whatever the reason.



# Making Tawaf

رَبَّنَا آتِنَا فِي الدُّنْيَا حَسَنَةً وَفِي الْآخِرَةِ حَسَنَةً وَقِنَا عَذَابَ النَّارِ  
البقرة : ٢٠١

## The Starting Point of Tawaf



**NEXT STEP:** Making Sa'ee —  
Start from Safa Hill. It should be on your right hand side.



# Making Sa'ee

"Surely, Safa and Marwah are among the indications of Allah. So if those who make Hajj or make 'Umrah, should go around them, there is no sin in doing this. And if anyone volunteers to do good for himself, verily Allah recognizes and knows."

The Qur'an 2: 158

**PLACE:** Between Safa & Marwah

**DATE:** The 3 months of Hajj

**LOCATION:** East of Ka'bah

**TIME:** After Tawaf

## REMEMBER

*THERE IS NO PARTICULAR DU'A' OR DHKIR FOR EACH ROUND.*

### SEQUENCE

#### Step 1

- ◆ Go to the Safa and Marwah area.
- ◆ Praise Allah and make Takbeer 3 times make du'a'.

#### Step 2

- ◆ Descend from Safa and walk between the 2 hills (Safa and Marwah) at a normal speed.
- ◆ Mention the name of Allah, recite Qur'an, and make du'a' while walking.
- ◆ Ascend the hill of Marwah and make the same du'a' made at Safa.

#### Step 3

- ◆ Repeat steps 1 and 2 until you finish 7 rounds.
- ◆ Make du'a' and praise Almighty Allah.

### COMMENTS

- ◆ Raise your hands and face the Ka'bah.
- ◆ Say the above Qur'anic verse every time you are on Safa and Marwah.
- ◆ Be very cautious whenever you descend and ascend the Safa and Marwah as it is very crowded.
- ◆ Only men should speed up their walk between the 2 green marked posts.
- ◆ Make du'a' for yourself, your family, and for all Muslims.
- ◆ From Safa to Marwah is counted as one round.
- ◆ You should finish the Sa'ee at Marwah.

**WARNING:** *Menstruating women should not make Sa'ee until they are clean again.*



# Making Sa'ee

﴿ إِنَّ الصَّفَا وَالْمَرْوَةَ مِن شَعَائِرِ اللَّهِ فَمَنْ حَجَّ الْبَيْتَ أَوْ اعْتَمَرَ فَلَا جُنَاحَ عَلَيْهِ أَن يَطَّوَّفَ بِهِمَا ﴾  
 ﴿ وَمَن تَطَوَّعَ خَيْرًا فَإِنَّ اللَّهَ شَاكِرٌ عَلِيمٌ ﴾  
 البقرة: ١٥٨

## Sa'ee Area



The Sa'ee Area is approximately 1/2 km each round.  
 The total 7 rounds is less than 3.5 km

**NEXT STEP:** Ending the State of Ihram —  
 Only those who selected Tamattu' will end their Ihram state.





## Ending 'Umrah and State of Ihram

"Perform Hajj and 'Umrah for Allah."

The Qur'an 2: 196

**PLACE:** Makkah

**DATE:** The 3 months of Hajj

**LOCATION:** Wherever you are

**TIME:** No specific time

### REMEMBER

**EVEN IF YOU END YOUR IHRAM STATE YOU SHOULD MAINTAIN GOOD CONDUCT.**

#### SEQUENCE

##### Step 1

- ◆ End your 'Umrah.
- ◆ After the 7th round, you should shave or trim all the hair on your head.
- ◆ Women are to cut only a finger tip's length from their hair.

##### Step 2

- ◆ Take off Ihram clothes and put on normal clothes.
- ◆ At this time, all the prohibitions of Ihram state are no longer applicable. You can resume your normal life without any problem.

#### COMMENTS

- ◆ Only if you selected Tamattu'.
- ◆ The Sunnah of Prophet Muhammad (pbuh) is shaving.
- ◆ Until the 8th of Dhul-Hijjah.


**WARNING:** Do not cut your hair inside al-Masjid Al-Haraam. This is not the Sunnah. Always keep mosques clean.



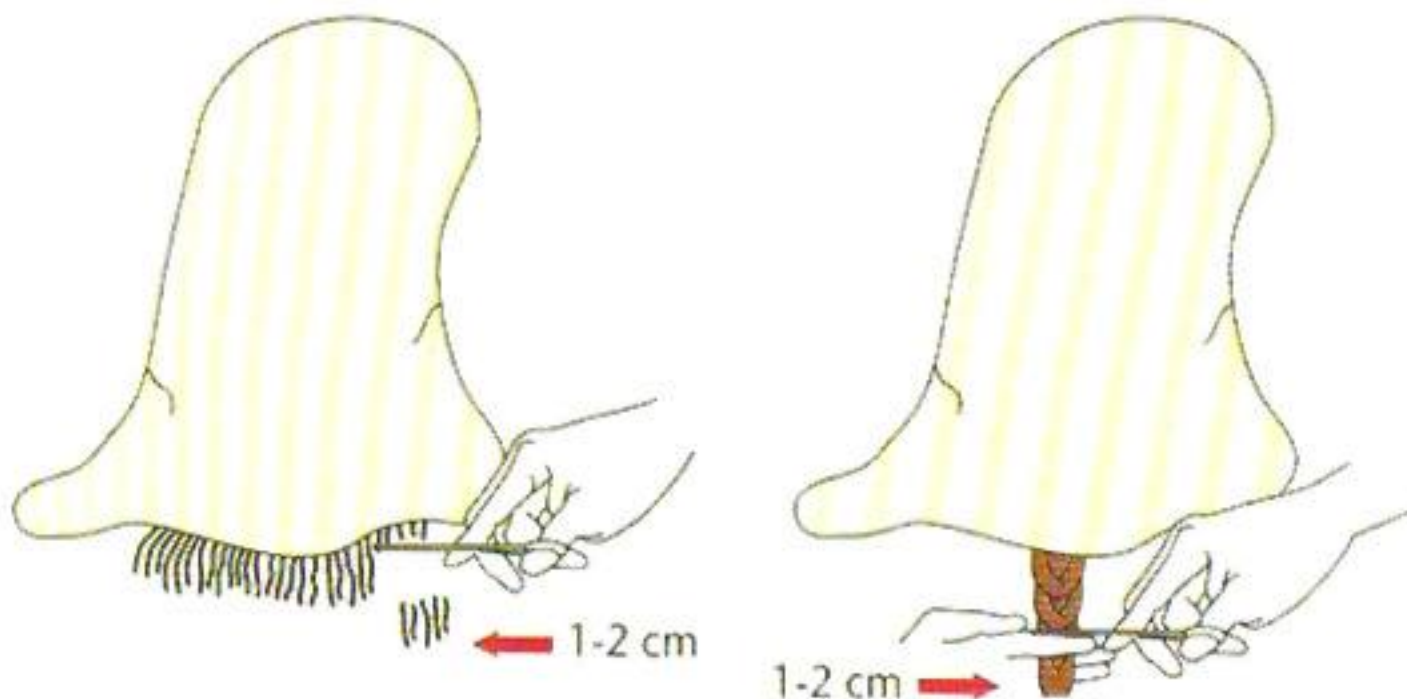
## Ending 'Umrah and State of Ihram

﴿ وَأَتِمُّوا الْحَجَّ وَالْعُمْرَةَ لِلَّهِ ﴾  
البقرة : ١٩٦

### Cutting/Shaving Mens Hair



### Cutting Womens Hair



**NEXT STEP:** Starting Ihram of Hajj —  
Try to check how accurate your 'Umrah was before proceeding to Hajj.

# Starting Ihram of Hajj

"Pilgrimage is due on well-known months. So, whoever decides to make Pilgrimage, (let him remember that) there should be no obscenity nor wickedness or angry argument on the pilgrimage."

The Qur'an 2: 197

**PLACE:** Saudi Arabia

**DATE:** 8th of Dhul-Hijjah

**LOCATION:** Wherever you are

**TIME:** Before noon

## REMEMBER

*THIS STEP IS ONLY FOR THOSE PILGRIMS WHO SELECTED TAMATTU'.*

### SEQUENCE

#### Step 1

- ◆ Take a shower or make wudu' before you put on Ihram clothes.

#### Step 2

- ◆ Put on Ihram and pray 2 rak'at.

#### Step 3

- ◆ Only men say the intention loudly: (Labbayka Allahumma Hajjan) Meaning: (O Allah, I am responding to your call by making Hajj).

#### Step 4

- ◆ Move to Mina before noon.

### COMMENTS

- ◆ (The Day of Tarwiyah).

- ◆ From wherever you are.

" لَبَّيْكَ اللَّهُمَّ لَبَّيْكَ ،  
لَبَّيْكَ لَا شَرِيكَ لَكَ لَبَّيْكَ ،  
إِنَّ الْحَمْدَ وَالنِّعْمَةَ لَكَ وَالْمُلْكَ ،  
لَا شَرِيكَ لَكَ . "

- ◆ Keep reciting the Talbiyah.

**WARNING:** It is preferable for pilgrims to be in Mina before noon prayer.



# Starting Ihram of Hajj

﴿ الْحَجُّ أَشْهُرٌ مَّعْلُومَةٌ فَمَنْ فَرَضَ فِيهِنَّ الْحَجَّ فَلَا رَفَثَ ﴾

﴿ وَلَا فُسُوقَ وَلَا جِدَالَ فِي الْحَجِّ ﴾

البقرة : ١٩٧

## Ihram Obligations

**MEN**

**BOTH**

**WOMEN**

2 Clean,  
White Seamless  
Garments

**Putting on Ihram**

Any normal,  
decent dress  
covering the  
body but not  
the face or  
the hands.

No Haircut or Shaving  
No Clipping of Nails  
No Perfumes or Colognes  
No Killing or Hunting Animals  
No Sexual Intercourse  
No Marriage Proposals  
No Marriage Contracts

*Be careful, any sexual intercourse with one's spouse or any action that leads to it nullifies the whole Hajj ritual.*

**NEXT STEP:** Staying in Mina —  
Maintain all the obligations of Ihram very accurately.



## Staying in Mina

"That (is the command). Whoever glorifies the commands of Allah, it surely is from the devotion of the hearts."

The Qur'an 22:32

**PLACE:** Mina

**DATE:** 8th of Dhul-Hijjah

**LOCATION:** 5-6 km east of Makkah

**TIME:** Anytime before noon

### REMEMBER

**BE SURE THAT YOUR LOCATION IS INSIDE THE BOUNDARIES OF MINA.**

#### SEQUENCE

##### Step 1

- ◆ Go to the area of Mina.

##### Step 2

- ◆ Pray 5 daily prayers in Mina. Start with Dhuhr prayer.

##### Step 3

- ◆ Stay in Mina until the sunrise of the 9th Dhul-Hijjah.

#### COMMENTS

- ◆ The day of Tarwiyah
- ◆ Shorten the 4-rak'at prayers to 2 rak'at only but do not combine prayers together.

**WARNING:** *If you do not attend 'Arafat or you leave it before Maghrib your whole Hajj is nullified, and you have to make a sacrifice.*



## Staying in Mina

ذٰلِكَ وَمَنْ يُعِظْكُمْ شَعْبِ اِلٰهٍ فَاِنَّهَا مِنْ تَقْوٰى الْقُلُوْبِ ﴿٣٢﴾  
الحج: ٣٢

### Site of Mina



**NEXT STEP:** Attending 'Arafat —  
Do not get crowded on the mountain of Rahmah. You can stay in any place in 'Arafat. Be sure that your location is inside 'Arafat boundaries.



# Attending 'Arafat

"There is no god but Almighty Allah, there is no partner with Him. He has the Sovereignty and He deserves all praises. He is Almighty Allah Who is capable of doing everything."

Collected by Al-Tirmidzi.

**PLACE:** 'Arafat

**DATE:** 9th of Dhul-Hijjah

**LOCATION:** 20 km southeast of Makkah

**TIME:** From sunrise to sunset

## REMEMBER

**BE SURE THAT YOU ARE WITHIN THE BOUNDARIES OF 'ARAFAT**

### SEQUENCE

#### Step 1

- ◆ Leave for 'Arafat.
- ◆ Keep reciting the Talbiyah.

#### Step 2

- ◆ Stay in 'Arafat.
- ◆ Listen to the Khutbah at Masjid Namira then pray Dhuhr and 'Asr at noon.
- ◆ Spend the whole day praising Allah and glorifying Him.
- ◆ Ask Allah for forgiveness and guidance.
- ◆ Make repentance.
- ◆ Make du'a' for Muslims.

#### Step 3

- ◆ After sunset, leave for Muzdalifah.
- ◆ Move quietly while reciting the Talbiyah.

### COMMENTS

- ◆ 'Arafat Day
- ◆ Shorten and combine them.
- ◆ Though it is recommended to be on the mountain of Rahmah, it is not necessary as it is crowded.
- ◆ Always repeat the above du'a'. (Hadith)
- ◆ Just after sunset

**WARNING:** THIS IS THE MOST IMPORTANT RITUAL OF HAJJ. If you leave before Maghrib your whole Hajj is nullified, and you have to make a sacrifice.



## Attending 'Arafat

“ لا إله إلا الله وحده لا شريك له ، له الملكُ وله الحمدُ ،  
وهو على كل شيء قديرٌ .  
أخرجه الإمام الترمذي .

### The Mount of Rahmah



**NEXT STEP:** Staying the night in Muzdalifah —  
Stay the whole night until sunrise next day.





## Staying the Night in Muzdalifah

“When you pass over the mountain of ‘Arafat, remember Almighty Allah by the sacred spot.”

The Qur’an 2: 198

**PLACE:** Muzdalifah

**DATE:** 9th of Dhul-Hijjah

**LOCATION:** 8-9 km north of ‘Arafat

**TIME:** From sunset to sunrise

### REMEMBER

*YOU CAN PICK UP THE 7 PEBBLES FOR JAMARAT AL-AQABAH*

#### SEQUENCE

##### Step 1

- ◆ Leave for Muzdalifah quietly.

##### Step 2

- ◆ Stay the night in Muzdalifah.
- ◆ Once you reach Muzdalifah, pray Maghrib and ‘Isha’ there.
- ◆ Pray Fajr there.
- ◆ Go to al-Mash’ar al-Haraam and make du’a’ until the brightness of the sun is widespread.

##### Step 3

- ◆ Leave Muzdalifah for Mina.
- ◆ Mention the name of Allah, and recite the Talbiyah until you stone Jamrat al-‘Aqabah.

#### COMMENTS

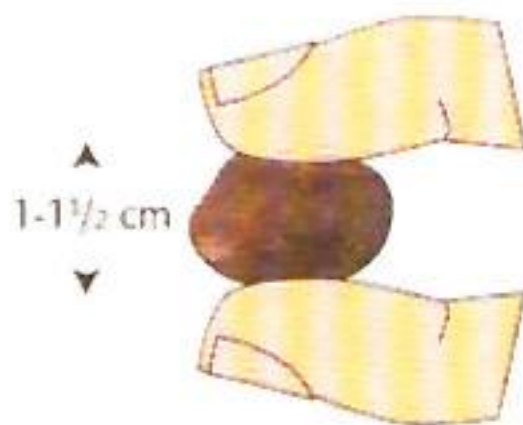
- ◆ Combine the 2 prayers. Shorten ‘Isha’ prayer to 2 rak’at.
- ◆ Speed up your walk when you pass by Muhasir valley.

**WARNING:** *No one should leave Muzdalifah before Fajr without a legitimate excuse; only women, the old, and the weak.*



## Staying the Night in Muzdalifah

﴿فَإِذَا أَفْضَيْتُمْ مِنْ عَرَفَاتٍ فَأَذْكُرُوا اللَّهَ عِنْدَ الْمَشْعَرِ الْحَرَامِ﴾  
البقرة : ١٩٨



**NEXT STEP:** Throwing stones at Jamrat al-'Aqabah —  
Carry more pebbles than needed to avoid losing or  
misthrowing some of them.



## Throwing Pebbles at Jamrat al-'Aqabah

"That (is the command). Whoever glorifies the commands of Allah, it surely is from the devotion of the hearts."

The Qur'an 22:32

**PLACE:** Jamarat Area

**DATE:** The 10th of Dhul-Hijjah

**LOCATION:** Southwestern Mina

**TIME:** After sunrise

### REMEMBER

**ALWAYS BE CALM, AVOID PUSHING PEOPLE, AND PERFORM THE RITUALS CORRECTLY.**

#### SEQUENCE

##### Step 1

- ◆ Reaching Mina.
  - ◆ When you reach Mina, go to Jamrat al-'Aqabah (Al-kubra)

##### Step 2

- ◆ Throw 7 pebbles successively.
  - ◆ Throw while making Takbeer with each one.

#### COMMENTS

- ◆ The feast day ('Eid Day)
- ◆ It is the closest Jamrah to Makkah
- ◆ The size of the pebble should not exceed that of a bean.
- ◆ Never pick up the pebbles from the location of the Jamarat.
- ◆ Weak and sick people can appoint others to throw stones on behalf of them.
- ◆ You can throw pebbles either from under the Jamarat bridge or above it

**WARNING:** Be sure the pebbles touch the inside of the Jamrah fence.



# Throwing Pebbles at Jamrat al-'Aqabah

ذَلِكَ وَمَنْ يُعْظِمَ شَعِيرَ اللَّهِ فَإِنَّهَا مِنْ تَقْوَى الْقُلُوبِ  
الحج: ٣٢

## Jamarat Area



to Makkah



3

Al-'Aqabah  
(Large)



About  
190 m

2

Al-Wusta  
(Medium)



About  
150 m

1

Al-Sughra  
(Small)



to 'Arafat



**NEXT STEP:** Slaughtering / Cutting Hair / Tawaf Ifadah —  
These 3 rituals alternate. You can begin with any of them.

# Slaughtering a Sacrifice

"And for every nation have We appointed a ritual, that they may mention the name of Allah over the beast of cattle that He has given them for food."

The Qur'an 22:34

**PLACE:** Mina

**DATE:** From 10th until 13th Dhul-Hijjah

**LOCATION:** 6-7 km east of Makkah

**TIME:** After sunrise of the 10th

## REMEMBER

**IF YOU SELECT IFRAD, YOU DO NOT NEED TO SACRIFICE, UNLESS YOU VOLUNTEER.**

### SEQUENCE

#### Step 1

- ◆ Slaughter the sacrifice.
- ◆ After finishing the throwing, go to slaughter the sacrifice.
- ◆ Be sure that it is a sheep, or  $\frac{1}{7}$  share of a cow or a camel with other people.
- ◆ You have the option to start with any of the following rituals:
  - slaughtering
  - cutting your hair
  - making Tawaf Ifadah

### COMMENTS

- ◆ The feast day (The 'Eid Day)
- ◆ Always choose the best animal and avoid those with defects.
- ◆ You can slaughter the animal yourself or by appointing someone to do it for you.
- ◆ You can eat up to  $\frac{1}{3}$  of it, offer  $\frac{1}{3}$  as a gift, and offer  $\frac{1}{3}$  to the poor.

**WARNING:** Be sure that you can slaughter any time on the four days; the 10th, the 11th, the 12th, and the 13th, but not after that.



# Slaughtering a Sacrifice

وَلِكُلِّ أُمَّةٍ جَعَلْنَا مَنْسَكًا لِيَذْكُرُوا اسْمَ اللَّهِ عَلَىٰ مَا رَزَقَهُمْ مِنْ بَهِيمَةِ الْأَنْعَامِ ﴿٢٤﴾  
الحج : ٢٤

## Types of Sacrifice



Whole Lamb



1/7 of a Cow



1/7 of a Camel

## Dividing Your Sacrifice

1/3 Charity



1/3 Gift



1/3 Yourself



**NEXT STEP:** Cutting Hair —  
Try to keep the ritual places as clean as possible.



## Cutting Hair

"And shave not your heads until the gifts  
(the slaughtered animals) have reached their destination."

The Qur'an 2: 196

**PLACE:** Mina/Makkah

**DATE:** 10th of Dhul-Hijjah

**LOCATION:** Anywhere

**TIME:** Anytime after sunrise

### REMEMBER

*THE SUNNAH OF PROPHET MUHAMMAD IS SHAVING THE HAIR ON THE HEAD.*

#### SEQUENCE

##### Step 1

- ◆ Get your head shaved or trimmed. Start with the right side of the head. For women, trim only a finger tip's length from the hair.

##### Step 2

- ◆ After cutting your hair, you have reached (at-tahalul al-asghar) the partial ending of Ihram.
- ◆ At this phase, all the prohibitions of Ihram state are no longer applicable. A pilgrim can resume normal life except for sexual intercourse.

#### COMMENTS

- ◆ Always keep the ritual places as clean as possible.
- ◆ The total ending of Ihram state (at-tahalul al-akbar) will be after finishing the Tawaf and Sa'ee.


**WARNING:** *Be sure that the prohibitions of Ihram state are lifted except sexual intercourse with one's spouse.*



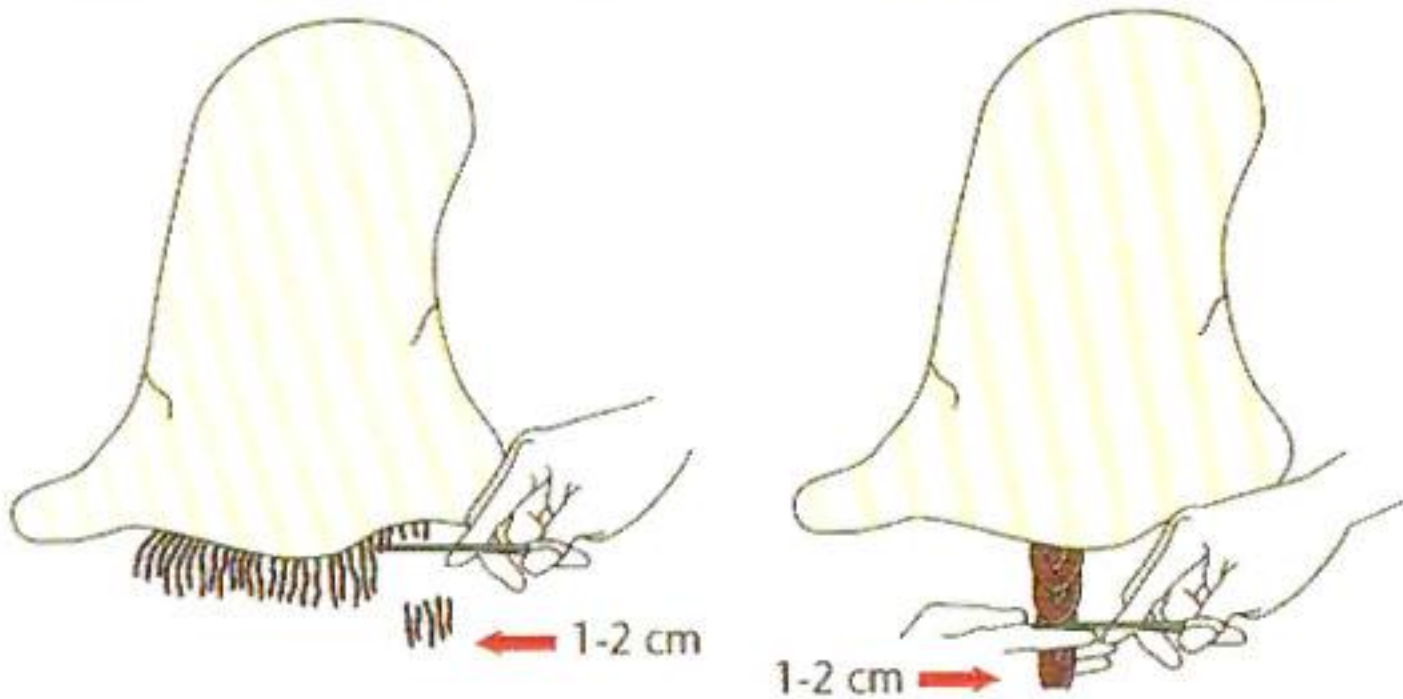
## Cutting Hair

﴿ وَلَا تَحْلِقُوا رُءُوسَكُمْ حَتَّىٰ يَبْلُغَ الْهَدْيُ مَحَلَّهُ ﴾  
البقرة : ١٩٦

### Cutting/Shaving Mens Hair



### Cutting Womens Hair



**NEXT STEP:** Making Tawaf Ifadah —  
It is usually very crowded, so be patient and calm  
and help others.



# Making Tawaf Ifadah

"And let them go around the ancient House (The Ka'bah)."

The Qur'an 22: 29

**PLACE:** Around Ka'bah

**DATE:** 10th of Dhul-Hijjah

**LOCATION:** Al-Masjid Al-Haraam

**TIME:** Anytime after sunrise

## REMEMBER

*YOU HAVE THE OPTION TO POSTPONE TAWAF IFADAH TO A LATER TIME.*

### SEQUENCE

#### Step 1

- ◆ Circle the Ka'bah 7 times.
- ◆ Start circling from the black stone by kissing or touching, or pointing to it and make takbeer (Allahu Akbar) each time you come to it.
- ◆ While making tawaf, recite any du'a' or make Dhikr, then end each round at the black stone.
- ◆ Between Rukn Yamani and the black stone say this du'a':

#### Step 2

- ◆ When you finish the 7 rounds, pray 2 rak'at behind Maqam Ibrahim, if possible.

#### Step 3

- ◆ Drink from the water of Zamzam.

### COMMENTS

- ◆ It is recommended that men have their right shoulders not covered by Ihram clothes.
- ◆ It is recommended for men only to increase their speed only in the first 3 rounds.
- ◆ "Our Lord! Grant us goodness in this world and goodness in the Hereafter, and protect us from the torment of the fire!"
- ◆ If it is not possible, pray anywhere in the mosque while facing the Ka'bah.
- ◆ Recommended

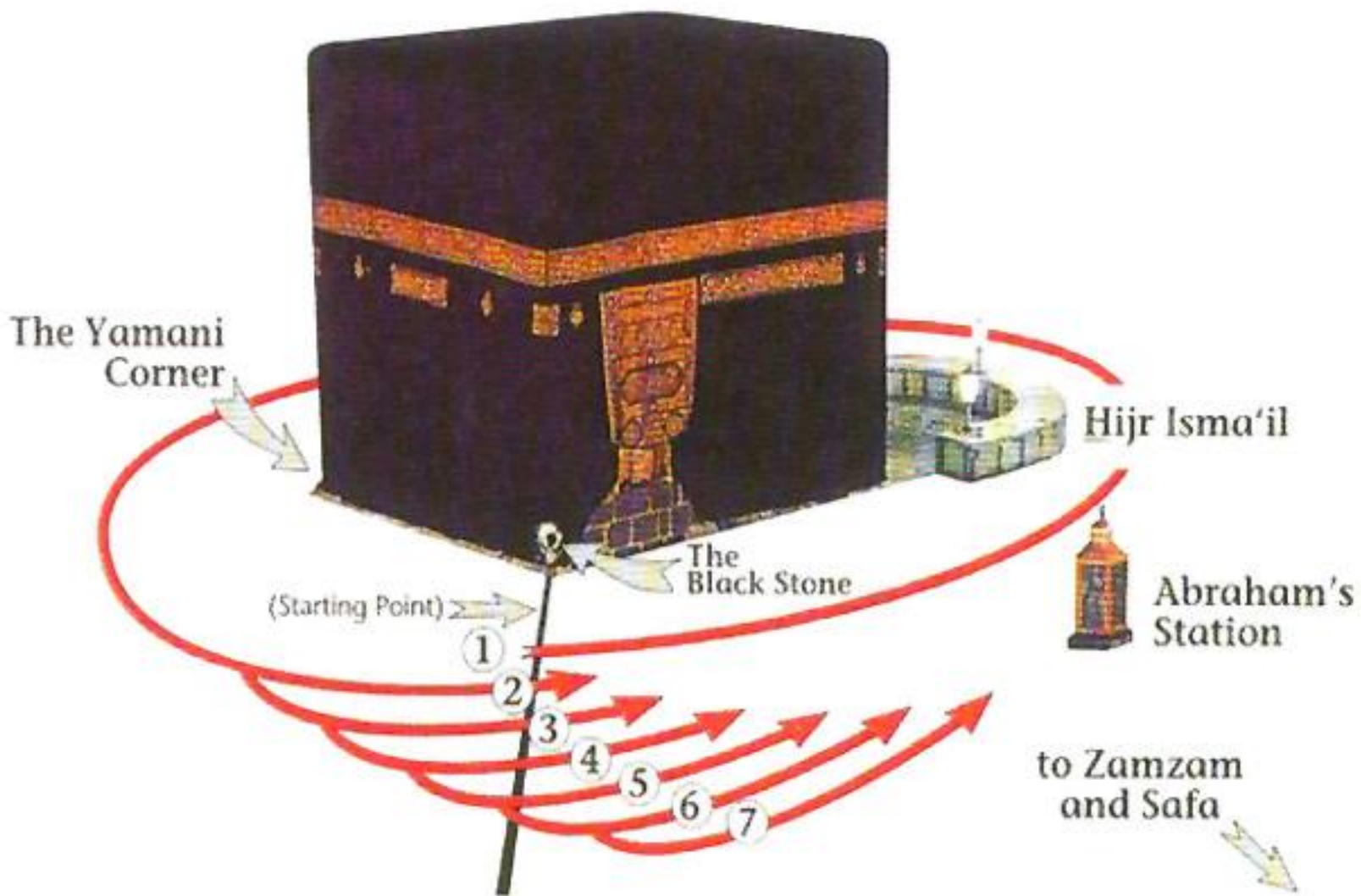
**WARNING:** Menstruating women should not make Tawaf until their period stops. Sa'ee can be postponed until they are clean again.



# Making Tawaf Ifadah

﴿لَيَطَّوَّفُنَا بِالْبَيْتِ الْعَتِيقِ﴾  
الحج : ٢٩

## The Starting Point of Tawaf



**NEXT STEP:** Making Sa'ee —  
If you select the Ifrad or Qiran and already made Sa'ee with the first Tawaf (visiting Tawaf), you do not need to make Sa'ee again.



# Making Sa'ee

"Surely, Safa and Marwah are among the indications of Allah. So if those who make Hajj or make 'Umrah, should go around them, there is no sin in doing this. And if anyone volunteers to do good for himself, verily Allah recognizes and knows."

The Qur'an 2: 158

**PLACE:** Between Safa & Marwah

**DATE:** 10th of Dhul-Hijjah

**LOCATION:** Al-Masjid Al-Haraam

**TIME:** After making Tawaf

## REMEMBER

**WHENEVER YOU MAKE TAWAF IFADAH, YOU CAN FOLLOW IT WITH SA'EE.**

### SEQUENCE

#### Step 1

- ◆ Go to the Safa and Marwah area.
- ◆ Praise Allah and make Takbeer 3 times make du'a'.

#### Step 2

- ◆ Descend from Safa and walk between the 2 hills (Safa and Marwah) at a normal speed.
- ◆ Mention the name of Allah, recite Qur'an, and make du'a' while walking.
- ◆ Ascend the hill of Marwah and make the same du'a' made at Safa.

#### Step 3

- ◆ Repeat steps 1 and 2 until you finish 7 rounds.
- ◆ Make du'a' and praise Almighty Allah.

### COMMENTS

- ◆ Raise your hands and face the Ka'bah.
- ◆ Say the above Qur'anic verse every time you are on Safa and Marwah.
- ◆ Only men should speed up their walk between the 2 green marked posts.
- ◆ Make du'a' for yourself, your family and for all Muslims.
- ◆ From Safa to Marwah is counted as one round.
- ◆ You should finish the Sa'ee at Marwah

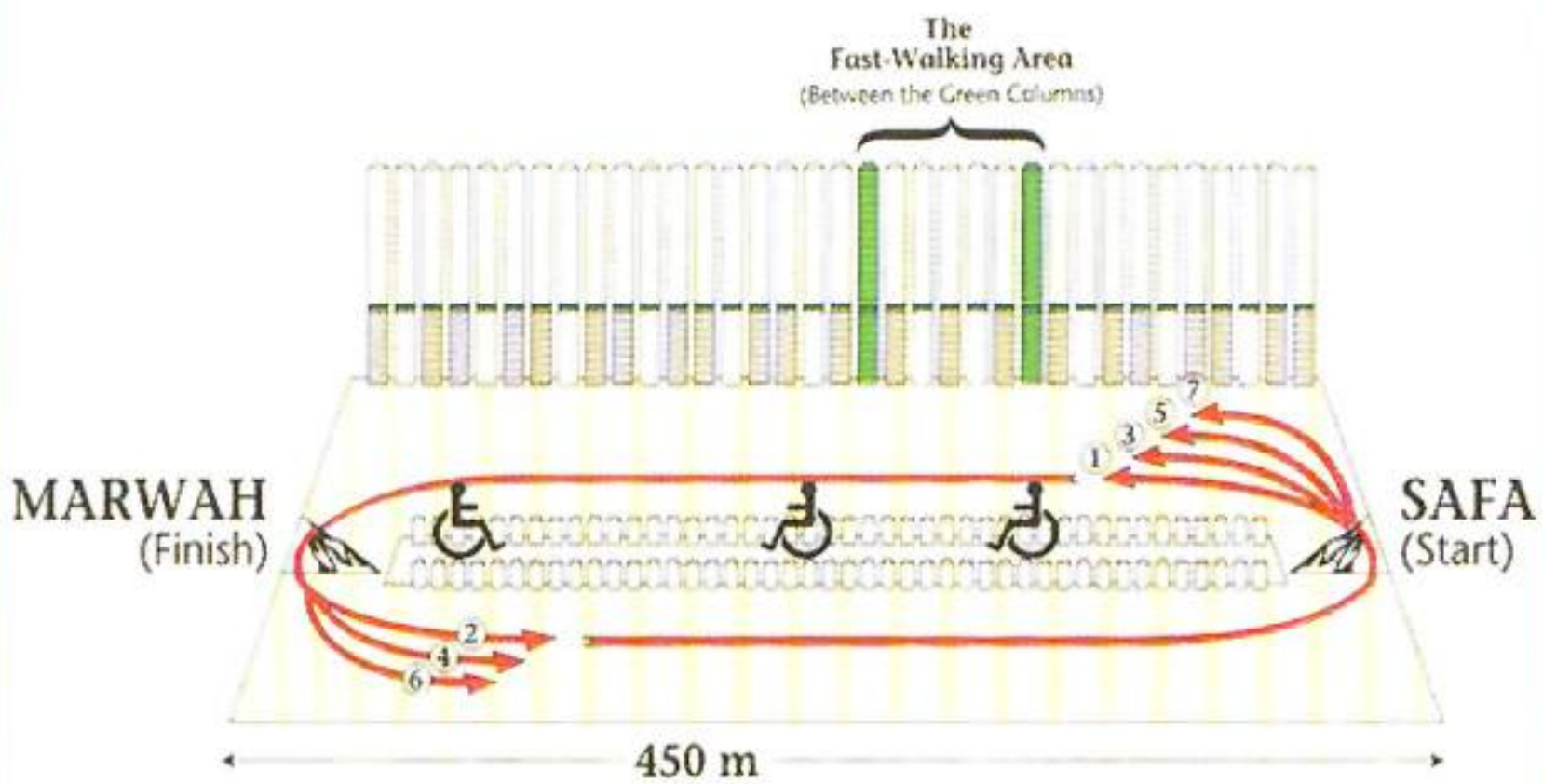
**WARNING:** *Menstruating women should not make Sa'ee until they are clean.*



# Making Sa'ee

﴿ إِن الصَّفَا وَالْمَرْوَةَ مِن شَعَائِرِ اللَّهِ فَمَنْ حَجَّ الْبَيْتَ أَوْ اعْتَمَرَ فَلَا جُنَاحَ عَلَيْهِ أَن يَطَّوَّفَ بِهِمَا ﴾  
 ﴿ وَمَن تَطَوَّعَ خَيْرًا فَإِنَّ اللَّهَ شَاكِرٌ عَلِيمٌ ﴾  
 البقرة: ١٥٨

## Sa'ee Area



The Sa'ee Area is approximately 1/2 km each round.  
 The total 7 rounds is less than 3.5 km

**NEXT STEP:** *Staying in Mina —  
 Try to benefit from scholars by attending their lectures and  
 asking them questions that you need to know.*



## Staying in Mina

"And remember Allah through the appointed days."

The Qur'an 2: 203

**PLACE:** Mina

**DATE:** 10th of Dhul-Hijjah

**LOCATION:** 5-6 km east of Makkah

**TIME:** Most of the night

### REMEMBER

*IT IS A GOOD OPPORTUNITY TO GET A LOT OF KNOWLEDGE FROM SCHOLARS.*

#### SEQUENCE

##### Step 1

- ◆ Leave Makkah for Mina.
- ◆ After finishing your Tawaf and Sa'ee, go to spend the night in Mina.


##### Step 2

- ◆ Stay in Mina.
- ◆ Pray the daily and night prayers in Mina.

#### COMMENTS

- ◆ Shorten the 4-rak'at to 2 rak'at.
- ◆ Do not combine prayers together.

**WARNING:** *The minimum stay in Mina should exceed most of the night. Otherwise you are required to make a sacrifice.*



## Staying in Mina

﴿ وَأَذْكُرُوا اللَّهَ فِي أَيَّامٍ مَّعْدُودَاتٍ ﴾  
البقرة : ٢٠٣

### Site of Mina



**NEXT STEP:** Throwing pebbles at the 3 Jamarat.  
Get your pebbles ready.



# Throwing Pebbles at the 3 Jamarat

"That (is the command). Whoever glorifies the commands of Allah,  
it surely is from the devotion of the hearts."

The Qur'an 22:32

**PLACE:** Jamarat area

**DATE:** 11th of Dhul-Hijjah

**LOCATION:** Southwestern Mina

**TIME:** After Dhuhr prayer

## REMEMBER

**BE SURE THAT YOU THROW AFTER DHUHR PRAYER.**

### SEQUENCE

#### Step 1

- ◆ Go to Jamarat area in Mina.
- ◆ Start with al-Jamrah as-Sughra. (The smallest)
- ◆ Start throwing the 7 pebbles successively while making Takbeer with each pebble. Then make du'a'.

#### Step 2

- ◆ Go to al-Jamrah al-Wusta (Medium)
- ◆ Start throwing the 7 pebbles successively while making Takbeer with each pebble. Then make du'a'.

#### Step 3

- ◆ Go to al-Jamrah al-Kubra. (The Largest)
- ◆ Start throwing the 7 pebbles successively while making Takbeer with each pebble.

### COMMENTS

- ◆ The size of the pebble should not exceed that of a bean.

- ◆ Without making du'a'.

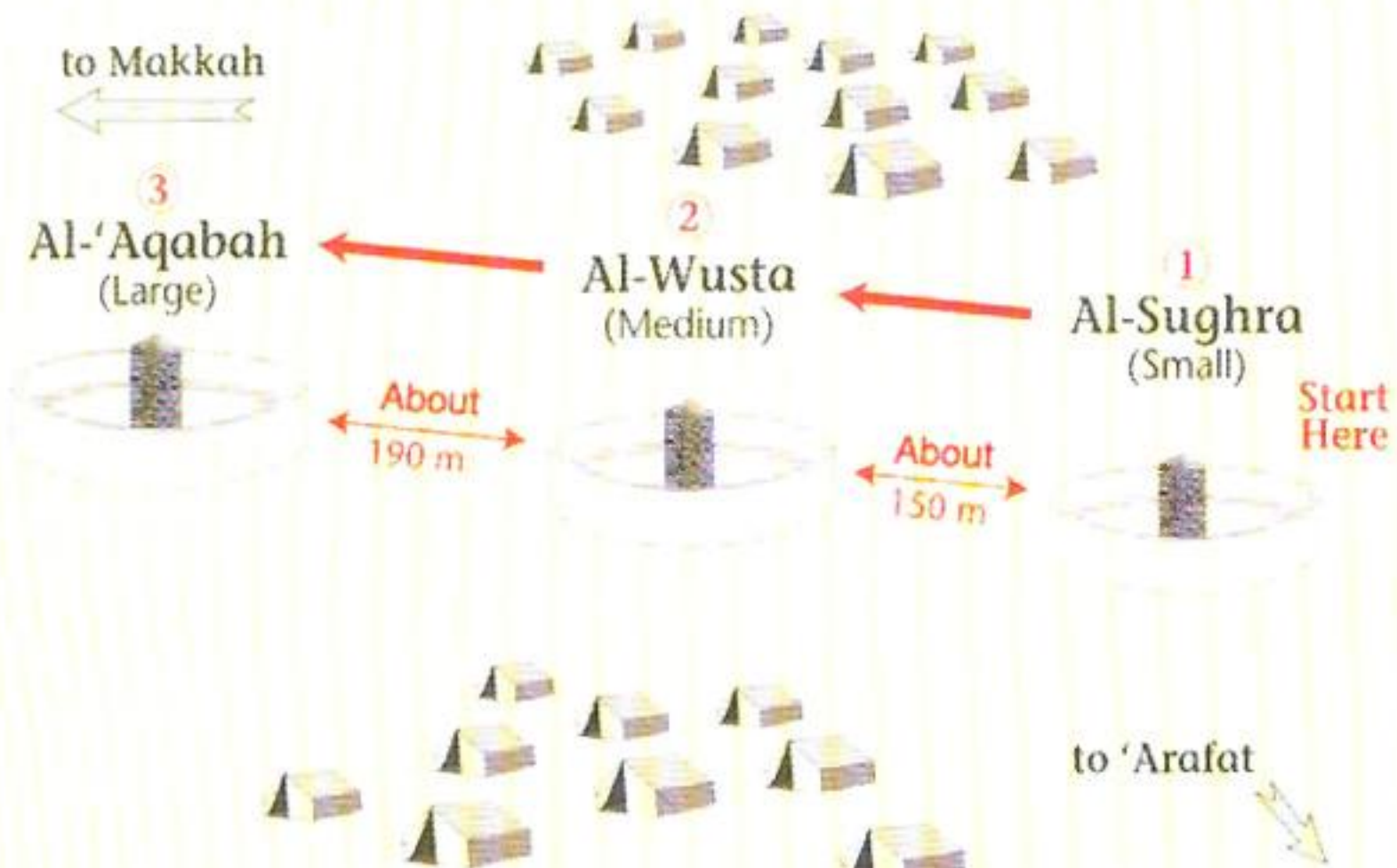
**WARNING:** You should stay at least from midnight to Fajr in Mina.



# Throwing Pebbles at the 3 Jamarat

ذٰلِكَ وَمَنْ يُعِظِمِ شَعْبِرَ اللّٰهِ فَاِنَّهَا مِنْ تَقْوٰى الْقُلُوْبِ  
الحج: ٢٢

## Jamarat Area



**NEXT STEP:** Staying in Mina —  
Maintain good conduct. Keep Mina as clean as possible





# Staying in Mina

"And remember Allah through the appointed days."

The Qur'an 2: 203

**PLACE:** Mina

**DATE:** 11th of Dhul-Hijjah

**LOCATION:** 5-6 km east of Makkah

**TIME:** At least from midnight to Fajr

## REMEMBER

*IF YOU INTEND TO STAY ONLY 2 DAYS, YOU MUST LEAVE MINA BEFORE MAGHRIB.*

### SEQUENCE

#### Step 1

- ◆ Leave Makkah for Mina.
- ◆ After finishing your Tawaf and Sa'ee, go to spend the night in Mina.

#### Step 2

- ◆ Stay in Mina.
- ◆ Pray the daily and night prayers in Mina.

### COMMENTS

- ◆ Shorten the 4-rak'at to 2 rak'at.
- ◆ Do not combine prayers together.

**WARNING:** *The minimum stay in Mina is from midnight until sunrise. Otherwise you are required to make a sacrifice.*



## Staying in Mina

﴿ وَأذْكُرُوا اللَّهَ فِي أَيَّامٍ مَّعْدُودَاتٍ ﴾  
البقرة : ٢٠٣

### Site of Mina



**NEXT STEP:** Throwing pebbles at the 3 Jamarat.  
Get your pebbles ready. Pick them from Mina.



## Throwing Pebbles at the 3 Jamarat

"Whoever hastens (departure) by two days, it is no sin for him, and whoever delays, it is no sin for whoever wants to avoid error. Be careful of your duty to Allah, and know that unto Him you will be gathered."

The Qur'an 2: 203

**PLACE:** Jamarat area

**DATE:** 12th of Dhul-Hijjah

**LOCATION:** Southwestern Mina

**TIME:** After Dhuhr prayer

### REMEMBER

*IT IS ALWAYS CROWDED IN THE JAMARAT AREA. DO NOT PUSH ANY PILGRIM.*

#### SEQUENCE

##### Step 1

- ◆ Go to Jamarat area in Mina.
- ◆ Start with al-Jamrah as-Sughra. (The smallest)
- ◆ Start throwing the 7 pebbles successively while making Takbeer with each pebble. Then make du'a'.

##### Step 2

- ◆ Go to al-Jamrah al-Wusta (Medium)
- ◆ Start throwing the 7 pebbles successively while making Takbeer with each pebble. Then make du'a'.

##### Step 3

- ◆ Go to al-Jamrah al-Kubra. (The Largest)
- ◆ Start throwing the 7 pebbles successively while making Takbeer with each pebble.

#### COMMENTS

- ◆ The size of the pebble should not exceed that of a bean.
  
  
  
  
  
  
  
  
  
  
- ◆ Without making du'a'.

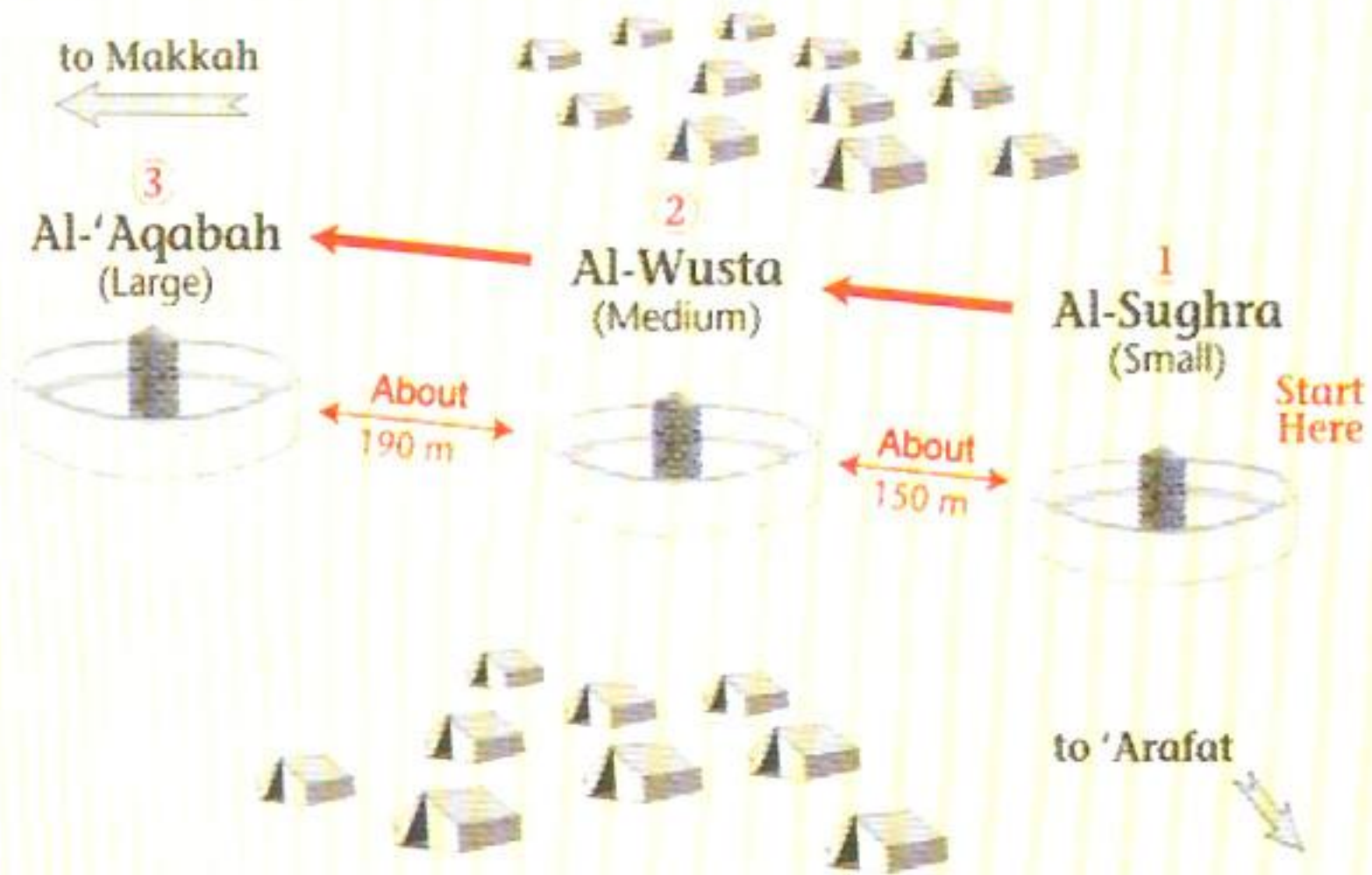
**WARNING:** *If you decide to stay only 2 days, you have to leave Mina before Maghrib.*



# Throwing Pebbles at the 3 Jamarat

﴿وَأذْكُرُوا اللَّهَ فِي أَيَّامٍ مَّعْدُودَاتٍ فَمَنْ تَعَجَّلَ فِي يَوْمَيْنِ فَلَا إِثْمَ عَلَيْهِ وَمَنْ تَأَخَّرَ فَلَا إِثْمَ عَلَيْهِ لِمَنِ اتَّقَىٰ ﴿٢﴾ وَأَتَقُوا اللَّهَ وَاعْلَمُوا أَنَّكُمْ إِلَيْهِ تُعْشَرُونَ ﴿٣﴾﴾  
البقرة : ٢-٣

## Jamarat Area



**NEXT STEP:** Staying in Mina —  
Get ready to buy Islamic books for your library and for your friends.



## Staying in Mina

“And remember Allah through the appointed days.”

The Qur'an 2: 203

**PLACE:** Mina

**DATE:** 12th of Dhul-Hijjah

**LOCATION:** 5-6 km east of Makkah

**TIME:** At least from midnight to Fajr

### REMEMBER

*IT IS A GOOD OPPORTUNITY TO GET ACQUAINTED WITH MUSLIMS FROM ALL OVER THE WORLD.*

#### SEQUENCE

##### Step 1

- ◆ Leave Makkah for Mina.
- ◆ After finishing your Tawaf and Sa'ee, go to spend the night in Mina.

##### Step 2

- ◆ Stay in Mina.
- ◆ Pray the daily and night prayers in Mina.

#### COMMENTS

- ◆ Shorten the 4-rak'at to 2 rak'at.
- ◆ Do not combine prayers together.

**WARNING:** *The minimum stay in Mina is from midnight until sunrise. Otherwise you are required to make a sacrifice.*



## Staying in Mina

﴿ وَأَذْكُرُوا اللَّهَ فِي أَيَّامٍ مَّعْدُودَاتٍ ﴾  
البقرة : ٢٠٣

### Site of Mina



**NEXT STEP:** Throw pebbles at the 3 Jamarat —  
Get your pebbles ready.



# Throwing Pebbles at the 3 Jamarat

"That (is the command). Whoever glorifies the commands of Allah,  
it surely is from the devotion of the hearts."

The Qur'an 22:32

**PLACE:** Jamarat area

**DATE:** 13th of Dhul-Hijjah

**LOCATION:** Southwestern Mina

**TIME:** After Dhuhr prayer

## REMEMBER

*IT IS ALWAYS CROWDED IN THE JAMARAT AREA. DO NOT PUSH ANY PILGRIM.*

### SEQUENCE

#### Step 1

- ◆ Go to Jamarat area in Mina.
- ◆ Start with al-Jamrah as-Sughra. (The smallest)
- ◆ Start throwing the 7 pebbles successively while making Takbeer with each pebble. Then make du'a'.

#### Step 2

- ◆ Go to al-Jamrah al-Wusta (Medium)
- ◆ Start throwing the 7 pebbles successively while making Takbeer with each pebble. Then make du'a'.

#### Step 3

- ◆ Go to al-Jamrah al-Kubra. (The Largest)
- ◆ Start throwing the 7 pebbles successively while making Takbeer with each pebble.

### COMMENTS

- ◆ The size of the pebble should not exceed that of a bean.

- ◆ Without making du'a'.

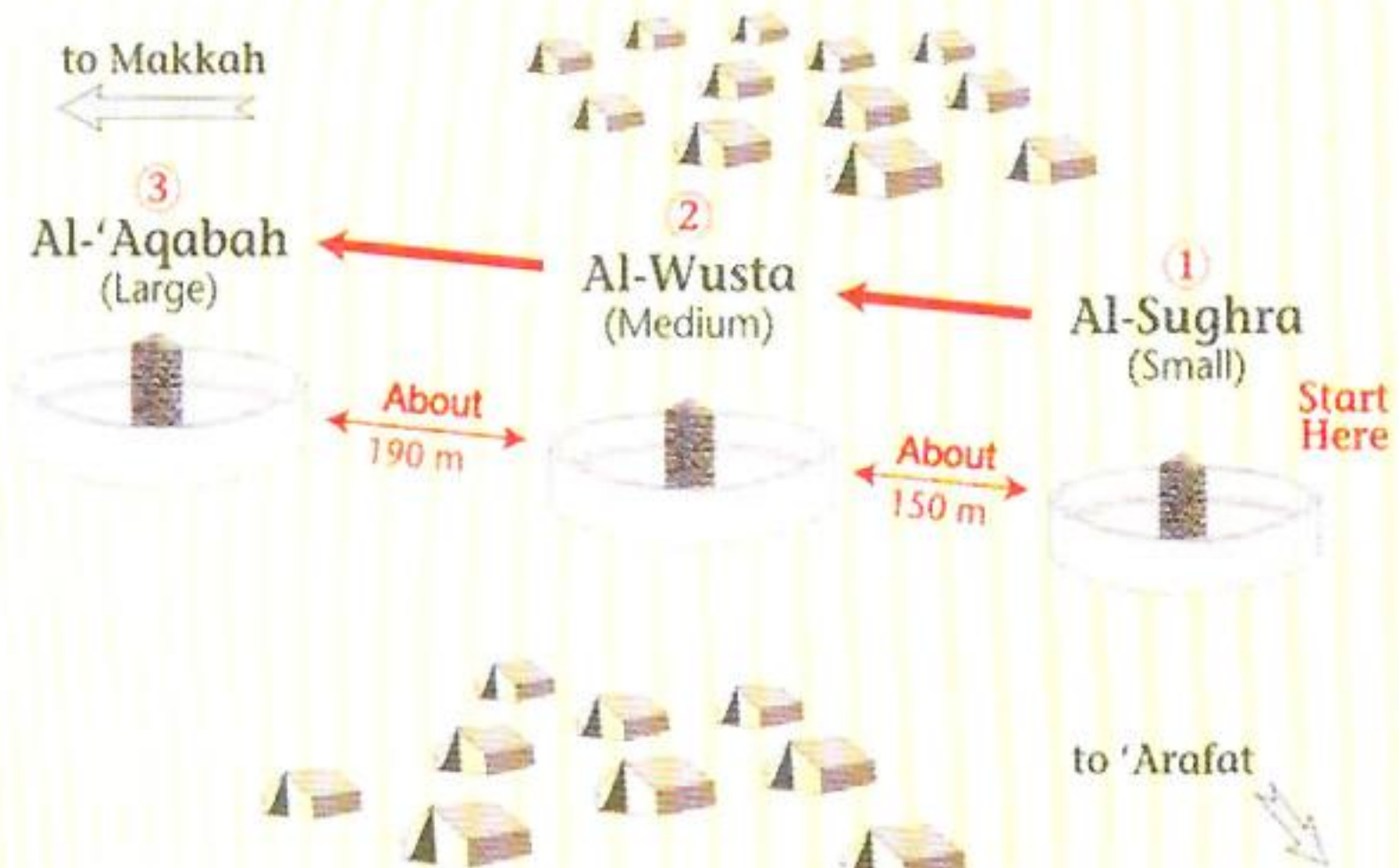
**WARNING:** Do not forget to throw the pebbles inside the fence of each Jamarat.



# Throwing Pebbles at the 3 Jamarat

ذَلِكَ وَمَنْ يُعْظِمَ شَعِيرَ اللَّهِ فَإِنَّهَا مِنْ تَقْوَى الْقُلُوبِ  
الحج: ٣٢

## Jamarat Area



**NEXT STEP:** Making Tawaf (Farewell) —  
Do not forget that you have to make Farewell Tawaf before you  
leave Makkah.



# Making Tawaf (Farewell)

"No one should leave (Makkah) unless his last step is visiting the House (making Tawaf)."

Collected by Muslim.

**PLACE:** Al-Masjid Al-Haraam

**DATE:** No specific date

**LOCATION:** Makkah

**TIME:** No specific time

## REMEMBER

**YOU SHOULD LEAVE MAKKAH DIRECTLY AFTER THE FAREWELL TAWAF.**

### SEQUENCE

#### Step 1

- ◆ Circle the Ka'bah 7 times.
- ◆ Start circling from the black stone by kissing or touching, or pointing to it and make takbeer (Allahu Akbar) each time you come to it.
- ◆ While making tawaf, recite any du'a' or make Dhikr, then end each round at the black stone.
- ◆ Between Rukn Yamani and the black stone say this du'a': ➡

#### Step 2

- ◆ When you finish the 7 rounds, pray 2 rak'at behind Maqam Ibrahim, if possible.

#### Step 3

- ◆ Drink from the water of Zamzam.

### COMMENTS

- ◆ It is recommended that men have their right shoulders not covered by Ihram clothes.
- ◆ It is recommended for men only to increase their speed only in the first 3 rounds.
- ◆ "Our Lord! Grant us goodness in this world and goodness in the hereafter, and protect us from the torment of the fire!"
- ◆ If it is not possible, pray anywhere in the mosque while facing the Ka'bah.
- ◆ Recommended

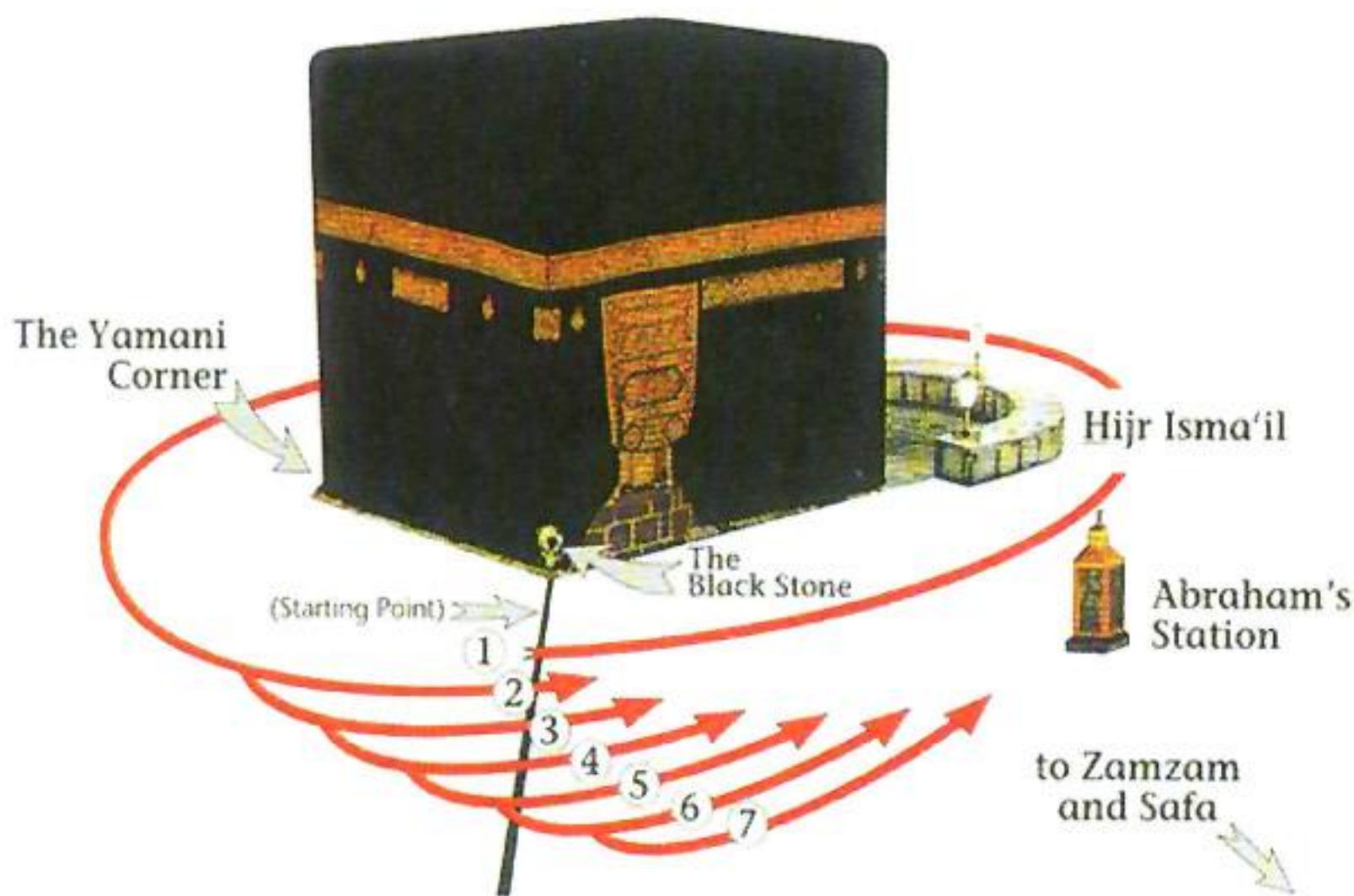
**WARNING:** A menstruating woman can leave Makkah without making a Farewell Tawaf.



## Making Tawaf (Farewell)

" لا يَنْفِرُنَّ أَحَدٌ حَتَّى يَكُونَ آخِرُ عَهْدِهِ بِالْبَيْتِ .  
أَخْرَجَهُ مُسْلِمٌ .

### The Starting Point of Tawaf



**NEXT STEP:** Back Home / Going to Madinah —  
Though it is neither obligatory nor related to Hajj, it is recommended for a pilgrim to visit the mosque of Prophet Muhammad (pbuh) in Madinah.



# Back Home

“There is no god but Almighty Allah, there is no partner with Him. He has the Sovereignty and He deserves all praises. He is Almighty Allah Who is capable of doing everything. We are returning, we are repenting, we are worshipping, we are prostrating to our Lord, we are grateful and thankful to Him. Surely Allah fulfilled His promise, and supported His followers, and defeated all parties alone.”

Collected by Bukhari & Muslim.

**PLACE:** To your homeland

**DATE:** Before your visa ends

**LOCATION:** Wherever you live

**TIME:** No specific time

## REMEMBER

**IF YOUR HAJJ IS ACCEPTED BY ALMIGHTY ALLAH, YOU LEAVE MAKKAH AS IF YOU HAD JUST BEEN BORN, WITHOUT ANY SIN, LIKE A BLANK WHITE PAPER.**

### SEQUENCE

#### Step 1

- ◆ Thank Allah who helped you perform Hajj.
- ◆ Ask Him to accept your rituals.
- ◆ Promise Him to abide by His commands.

#### Step 2

- ◆ Pack up and go home safely.

### COMMENTS

- ◆ “Whoever goes to Hajj without obscenity he or she will be forgiven as a new-born.”

Collected by Bukhari & Muslim

- ◆ “Sound Hajj has no reward except Paradise”

Collected by Bukhari & Muslim

**NEVER GO BACK AND COMMIT ANY SINS AGAIN.**



## Back Home

" لا إله إلا الله وحده لا شريك له ، له الملكُ وله الحمدُ ،  
 وهو على كلِّ شيءٍ قديرٌ ، أتَّبون تائبون ، عابدون ، ساجدون ،  
 لرَبِّنا حامدون ، صدق اللهُ وعدهُ ، ونصر عبدهُ ، وهزم الأحزاب وحدهُ ."  
 أخرجه البخاري و مسلم .



## Post-Hajj Checklist (Self-Evaluation)

- |  | 1   | 2                        | 3                        | 4                        | 5                        |      |
|--|-----|--------------------------|--------------------------|--------------------------|--------------------------|------|
| 1. To what extent has Hajj positively changed your life?   | Low | <input type="checkbox"/> | <input type="checkbox"/> | <input type="checkbox"/> | <input type="checkbox"/> | High |
| 2. To what extent have you realized the significance of Hajj?  | Low | <input type="checkbox"/> | <input type="checkbox"/> | <input type="checkbox"/> | <input type="checkbox"/> | High |
| 3. To what extent have you practiced unity with other Muslims?   | Low | <input type="checkbox"/> | <input type="checkbox"/> | <input type="checkbox"/> | <input type="checkbox"/> | High |
| 4. To what extent have you noticed equality among Muslims?   | Low | <input type="checkbox"/> | <input type="checkbox"/> | <input type="checkbox"/> | <input type="checkbox"/> | High |
| 5. To what extent have you made du'a' for all Muslims?   | Low | <input type="checkbox"/> | <input type="checkbox"/> | <input type="checkbox"/> | <input type="checkbox"/> | High |
| 6. To what extent has accurate Islamic knowledge been needed?  | Low | <input type="checkbox"/> | <input type="checkbox"/> | <input type="checkbox"/> | <input type="checkbox"/> | High |
| 7. To what extent have you felt the greatness of Islam?  | Low | <input type="checkbox"/> | <input type="checkbox"/> | <input type="checkbox"/> | <input type="checkbox"/> | High |
| 8. To what extent do you want to perform Hajj/'Umrah again?  | Low | <input type="checkbox"/> | <input type="checkbox"/> | <input type="checkbox"/> | <input type="checkbox"/> | High |
| 9. To what extent do Muslims need discipline in their lives?   | Low | <input type="checkbox"/> | <input type="checkbox"/> | <input type="checkbox"/> | <input type="checkbox"/> | High |
| 10. To what extent are you going to work actively for Islam?   | Low | <input type="checkbox"/> | <input type="checkbox"/> | <input type="checkbox"/> | <input type="checkbox"/> | High |
| 11. To what extent have you committed yourself to Islam?   | Low | <input type="checkbox"/> | <input type="checkbox"/> | <input type="checkbox"/> | <input type="checkbox"/> | High |
| 12. To what extent has Hajj corrected your faith (Aqidah)?   | Low | <input type="checkbox"/> | <input type="checkbox"/> | <input type="checkbox"/> | <input type="checkbox"/> | High |
| 13. To what extent did you buy Islamic books for your personal library and as gifts for other Muslims? | Low | <input type="checkbox"/> | <input type="checkbox"/> | <input type="checkbox"/> | <input type="checkbox"/> | High |
| 14. Have you seriously repented for your past sins?  | Low | <input type="checkbox"/> | <input type="checkbox"/> | <input type="checkbox"/> | <input type="checkbox"/> | High |

**NEXT STEP:** Be a good dedicated Muslim who abides by correct Islam.





# Visiting Madinah



## Visiting the Prophet's Mosque (pbuh)

"Any prayer in my mosque (The Prophet's Mosque) is better than one thousand prayers in any other mosque except al-Masjid al-Haram (in Makkah)."

Collected by the group except Abu Dawood.

**PLACE:** Madinah

**DATE:** Any Time

**LOCATION:** 450 km Northeast of Makkah

**TIME:** No specific time

### REMEMBER

*THOUGH THE VISIT IS NEITHER OBLIGATORY NOR PART OF HAJJ AT ALL, IT IS CONFIRMED SUNNAH*

#### SEQUENCE

##### Step 1

- ◆ Enter the Prophet's Mosque from the As-Salam gate.

##### Step 2

- ◆ Pray 2 rak'at as a greeting to the mosque.

##### Step 3

- ◆ Go to the Prophet's grave quietly and respectfully.

##### Step 4

- ◆ Make Salam to the Prophet (pbuh) then his 2 companions, Abu-Bakr and 'Umar.
- ◆ Leave the place and behave as if you are in other mosques.

#### COMMENTS

- ◆ Always have the intention of visiting the mosque and not the grave or the Prophet himself.
- ◆ It is recommended to pray in the Rawdah Area if possible because of the Hadith narrated by Bukhari and Muslim "Between my house and my pulpit is part of Paradise".
- ◆ Say O, Prophet, peace be upon you and Allah's mercy and blessing I bear witness that you carried the message to us, and fulfilled the responsibility in the best way, and advised the whole nation, and strived in the way of Allah to your maximum ability.

**WARNING:** *It is Shirk to circle around the grave or to face it and direct du'a' to the Prophet. It is un-Islamic to kiss the fence of the grave or touch it.*

## Visiting the Prophet's Mosque (pbuh)

صلاة في مسجدي هذا خيرٌ من ألف صلاةٍ فيما سواه  
إلا المسجد الحرام .  
أخبره الجماعة سوي أبي داود .

## The Prophet's Mosque (pbuh)



**NEXT STEP:** Visiting Masjid Quba' (optional)  
Get ready; clean yourself at home to pray 2 rak'at  
at Masjid Quba'





## Visiting Quba' Mosque

"Whoever cleans up in his house, and comes to Quba' Mosque, and prays two rak'at (units of prayer) he will be given the reward for 'Umrah."

Collected by Tirmidhi.

**PLACE:** Madinah

**DATE:** No specific date

**LOCATION:** Southern Madinah

**TIME:** No specific time

### REMEMBER

*THIS VISIT IS NOT PART OF HAJJ RITUALS. HOWEVER, IT IS STRONGLY RECOMMENDED TO PRAY THERE TWO RAK'AT.*

#### SEQUENCE

##### Step 1

- ◆ Enter Quba' mosque from any gate.

##### Step 2

- ◆ Pray 2 rak'at as a greeting of the mosque.

#### COMMENTS

- ◆ Always have the intention of following the Sunnah of Prophet Muhammad (pbuh).

**WARNING:** *There are no rituals for visiting this mosque.*

## Visiting Quba' Mosque

مَنْ تَطَهَّرَ فِي بَيْتِهِ وَأَتَى إِلَى مَسْجِدِ قُبَاءٍ وَصَلَى رَكْعَتَيْنِ ،  
فَلَهُ أَجْرُ عُمْرَةٍ .  
أَخْرَجَهُ التِّرْمِذِيُّ .

## Quba' Mosque



**NEXT STEP:** Return home safely.



## Supplications

**Supplication** (Du'a') is truly the essence of sincere worship. It connects Muslims with their Creator and it is a practical expression of their persisting need for Almighty Allah.

Almighty Allah asks people to be persistent in their du'a' and never to lose hope in beseeching Him and Him alone. Who else except Allah would respond to our supplication and du'a'? He Himself said: "And if My servants ask you about me-behold-I am near; I respond to the call of them who call, whenever they call upon Me." So let them also listen to Me and believe in Me, in order that they may be guided to the right way." (2: 186).

In another verse Allah urges people to make du'a': "Your Lord said: If you beseech Me I will respond to you." (40: 60)

However, for du'a' to be accepted and responded to, a Muslim must be truthful, with true intention, clean and pure heart, humble, legitimate in earning money, and should avoid over-indulgence in worldly matters.

The best type of du'a' is one that is mentioned in the Qur'an and the Sunnah of Prophet Muhammad (peace be upon him).

Here are some supplications, taken from the Holy Qur'an and the Prophet's Sunnah (pbuh). These supplications can be used whenever du'a' is permissible.



## Supplications

"O Our Lord! Condemn us not if we forget or fall into error.  
Our Lord! Lay not on us a burden like that which You did  
lay on those before us. Our Lord! Lay not on us a burden greater  
than what we have strength to bear. Pardon our sins,  
grant us forgiveness, and grant us Your mercy,  
You are our Protector; help us against the disbelievers."

The Qur'an (2: 286)

"O Allah, You are my Lord. There is no deity but You.  
You have created me and I am Your servant. I try my best to hold to  
Your covenant and promises as much as I can.  
I seek refuge in You from the evil of what I have done.  
I acknowledge Your favor to me, and acknowledge my sin.  
Forgive me, for none but You forgives sins."

(Collected by Bukhari)

Our Lord! Let not our hearts deviate now after You have guided us,  
but grant us mercy from Your own Presence,  
for You are the Grantor of bounties without measure."

The Qur'an (3: 8)

"O Allah! I seek refuge in You from worry and sorrow.  
I seek refuge in You from incapacity and sloth,  
from stinginess and cowardice, and I seek refuge in You  
from the burden of debt and from being transgressed by men."

(Collected by Muslim)



## Supplications

*"O Our Lord! Forgive us our sins as well as those of our brethren who preceded us on the way of faith, and let not our hearts entertain any hatred or malice against any of those who share with us the same belief. Our Lord! Verily You are the Most Kind and the Most Merciful."*

*The Qur'an (59:10)*

*"O Allah! I seek refuge in You from knowledge that does not benefit, and from a heart that does not bend, and from an ego that is not contented, and from a supplication that is not answered."*

*(Collected by Muslim)*

*"O Our Lord! Lay open the truth between us and our people, for You are the best of all to lay open the truth."*

*The Qur'an (7:89)*

*"O Allah! Grant my soul piety and my conscience purity. You are the Master of my soul and the Guardian of my conscience."*

*(Collected by Muslim)*

*"Our Lord! Grant us wives and offspring who will be the comfort of our eyes, and give us the grace to be among the highest of the pious and righteous people."*

*The Qur'an (25:74)*



## Glossary

**Al-Haram:** The holy city of Makkah.

**Al-Mash'ar  
Al-Haraam:** The valley between Muzdalifah and Mina, where pilgrims should make du'a' after they have slept in Muzdalifah while they are going to Makkah to throw Jamrat Al-Aqabah on the morning of the 10th of Dhul-Hijjah.

**Al-Masjid  
Al-Haraam:** The mosque where the Ka'bah is located, in Makkah, in western Saudi Arabia.

**'Arafat ('Arafah):** The area that surrounds Mount Rahmah, southeast of Makkah.

**At-tahallul  
Al-Asghar:** The partial ending of the state of Ihram, which allows the pilgrim to practice normal life, except for sexual intercourse.

**At-tahallul  
Al-Akbar:** The total ending of the state of Ihram, which lifts all the obligations from the pilgrim and allows him/her to practice normal life.

**Du'a':** Supplication to Allah.

**Ghusl:** Taking a shower/bath with the intention to purify oneself.

**Hajj:** The 5th pillar of Islam, to be performed at least once in one's lifetime.

**Hijr Isma'il:** The semi-circular short wall, located a few meters east of the Ka'bah and considered part of the Ka'bah. Therefore, the pilgrim should go around it while making Tawaf.

**Ifadah:** Refers to the Tawaf that is done by a Muslim when he/she comes from Muzdalifah.

**Ifrad:** The type of Hajj where a pilgrim makes only Hajj, without making 'Umrah (see types of Hajj).

**Ihram:** The state in which one starts 'Umrah or Hajj, and during which certain acts are prohibited.



## Glossary

**Jamarat:** The three stone pillars at which pilgrims throw pebbles.

**Jamarat al-'Aqabah:** The closest stone pillar to Makkah, also known as Al Jamarah al-Kubra.

**Ka'bah:** The square stone building in Al-Haraam mosque in Makkah and towards which all Muslims face in every prayer.

**Madinah:** The city to which Prophet Muhammad (peace be upon him) migrated, about 450 Km northeast of Makkah.

**Makkah:** The holiest city for Muslims, located in western Saudi Arabia.

**Mahram:** A wife's husband or any escort relative who is not legitimately permitted to marry her, such as grandfather, father, uncle, brother, son.

**Masjid Quba':** A very famous mosque in Madinah.

**Maqam Ibrahim:** Abraham's Station, a small glass station 30 meters from the Ka'bah door. It is the place where Prophet Abraham used to stand when he was building the Ka'bah.

**Marwah:** The hill on which a pilgrim ends his/her sa'ee . It is 250m northeast of the Ka'bah.

**Mina:** An area close to Makkah on the road to 'Arafah.

**Miqat:** The place where Muslims declare their intentions to make Hajj or 'Umrah and begin the state of Ihram. There are only 5 miqat locations: Dhul-Hulaifah from the north, Dhat i'raq and Qarn Al-Manazil from the east, Yalamlam from the south, and Rabigh from the northwest.

**Muzdalifah:** The place between A'rafah and Mina where pilgrims stay the night on the 10th of Dhul-Hijjah.

**Safa:** The hill on which a pilgrim begins his/her sa'ee (walking). It is about 200 m southeast of the Ka'bah.



## Glossary

**Sa'ee:** The act of walking between the two hills - Safa and Marwah.

**Shirk:** Associating others with Allah.

**Takbeer:** Saying "Allahu Akbar" (Allah is great).

**Talbiyah:** The response to Allah's call for Hajj.

**Tamattu':** The type of Hajj where a pilgrim starts with 'Umrah then makes the Hajj later on but in the same year.

**Tarwiyah:** The 8th day of Dhul-Hijjah.

**Tashreeq:** The 11th, 12th, and 13th of Dhul-Hijjah.

**Tawaf:** Circling the Ka'bah.

**The Black Stone:** The stone in the southeast corner of the Ka'bah from which Muslims begin the Tawaf.

**Dhikr:** Mentioning Allah, as in du'a' or reciting verses of the Qur'an.

**'Umrah:** An Islamic ritual that is performed at Makkah anytime of the year. It includes Tawaf 7 times around the Ka'bah and walking 7 times between the hills of Safa and Marwah. It also requires some obligations from the pilgrim until the state of Ihram is ended.

**Qiran:** The type of Hajj where a pilgrim makes 'Umrah in the same state of Ihram.

**Zamzam:** The name of the well of water that sprang up beneath Prophet Isma'il when he was an infant. It is about 150 m southeast of the Ka'bah.





## References

- Al-Bukhari, Muhammad I. (1981). *Sahih Al-Bukhari*. Beirut, Lebanon: Dar Al-Fikr.
- Al-Fouzan, Saleh F. (1994). *Explanation of What a Pilgrim and a Muslim Performing 'Umrah Should Do*. Riyadh, Saudi Arabia: Imam Muhammad ibn Saud Islamic University.
- 'Ali, Abdullah Yusuf (1992). *The Meaning of the Holy Qur'an*. Brentwood, Maryland: Amana Corporation.
- Al-Jasim, Yasin (1987). *Al-Minhaj lil Mutamir Wal Hajj*. Kuwait; Dar Ad-dawah.
- Al-Khatib, Muhammad A. (1993). *Pilgrimage: A Divine Camp*. Cairo, Egypt: Dar Al-Manar Al-Haditha.
- 'Al-Khen, M., Al-Bugha, M., & Al-Sharbaji, A. (1987). *Al-Fiqh Al-Manhaji*. Damascus, Syria: Dar al-Qalam.
- Al-Mahrouk, Abdul Fattah (1988). *Supplication*. Mansurah, Egypt : Dar Al-Wafa'.
- An-Naisabury, Muslim H. (1929). *Sahih Muslim*. Cairo, Egypt: Egyptian Press, Al-Azhar.
- At-Tayyar, Abdullah (1993). *The Hajj*. Riyadh, Saudi Arabia: Imam Muhammad ibn Saud Islamic University.
- Al-'Utaibi, Ala' ed-deen (1993). *Supplication of Day and Night*. Riyadh, Saudi Arabia: Al-Mu'tamin Corporation.
- Al-Zuhaily, Wahbah (1989). *Islamic Fiqh and its Proofs*. Damascus, Syria: Dar Al-Fikr.
- Husain, Ibrahim ( 1977). *Handbook of Hajj*. Indianapolis, Indiana : Islamic Teaching Center.
- Ibn Baz, 'Abdul Aziz, A (1993). *Important Fatwas Regarding the Rites of Hajj and 'Umrah*. Riyadh, Saudi Arabia.
- Ibn Baz, 'Abdul Aziz A. (1991). *How the Messenger (pbuh) Performed Hajj*. Riyadh, Saudi Arabia: Dar As-Salam.
- Peters, E. (1994). *The Hajj: The Muslim Pilgrimage to Mecca and the Holy Places*. Princeton, New Jersey: Princeton University press.
- Pickthall, Mohammed M. (1990). *The Meaning of the Glorious Koran*. New York: Penguin Group.
- \_\_\_\_\_ ( 1993). *A Guide to Hajj, 'Umrah, and Visiting the Prophet's Mosque*. Riyadh, Saudi Arabia: The Cooperative Office for Call and Guidance.
- \_\_\_\_\_ (1993). *The Rationale of Hajj*. Jakarta, Indonesia: The Department of Religious Affairs .
- \_\_\_\_\_ (1989). *Understanding Islam and the Muslims*. Washington DC: The Saudi Embassy.
- Yamani, Muhammed 'Abduh (1994). *How the Messenger of Allah Performed Hajj*. Jeddah, Saudi Arabia: The Saudi Company for Research and Publication.



## Important Telephone Numbers



Information 905



Police 999



Fire 998



Ambulance 997



Saudi Airlines  
(Reservations)



Jeddah (02) 632 – 3333



Makkah (02) 543 – 3333



Madinah (04) 436 – 2222



# Hajj Rituals Day by Day

Before  
Hajj

Types  
of  
Hajj

Before  
Traveling

BEFORE  
**9**  
DHUL-  
HIJAH

Reach  
Miqat

Start  
Ihram

Go  
to  
Makkah

Make  
Tawaf

Make  
Sa'ee

End  
Ihram

**8**

DHUL-  
HIJAH

Start  
Ihram

Stay  
in  
Mina

**9**

DHUL-  
HIJAH

Stand  
in  
'Arafat

Stay  
in  
Muzdalifah



# Hajj Rituals Day by Day

BEFORE  
**10**  
DHUL-  
HIJAH

**Jamrat  
al-  
'Aqabah**

**Slaughter  
a  
Sacrifice**

**Cut  
Your  
Hair**

**Make  
Tawaf**

**Make  
Sa'ee**

**Stay  
in  
Mina**

BEFORE  
**11**  
DHUL-  
HIJAH

**Throw  
Pebbles**

**Stay  
in  
Mina**

BEFORE  
**12**  
DHUL-  
HIJAH

**Throw  
Pebbles**

**Stay  
in  
Mina**

BEFORE  
**13**  
DHUL-  
HIJAH

**Throw  
Pebbles**

**Make  
Tawaf**

**Back  
Home**

Step (Y) can be done anytime before the pilgrim leaves Makkah.



# Personal Data

Full Name: \_\_\_\_\_

Citizenship: \_\_\_\_\_

Passport No.: \_\_\_\_\_

Expiration Date: \_\_\_\_ / \_\_\_\_ / \_\_\_\_

Traveling Date: \_\_\_\_ / \_\_\_\_ / \_\_\_\_      Reservation No.: \_\_\_\_\_

From: \_\_\_\_ / \_\_\_\_ / \_\_\_\_      To: \_\_\_\_ / \_\_\_\_ / \_\_\_\_

Traveling Date: \_\_\_\_ / \_\_\_\_ / \_\_\_\_      Reservation No.: \_\_\_\_\_

From: \_\_\_\_ / \_\_\_\_ / \_\_\_\_      To: \_\_\_\_ / \_\_\_\_ / \_\_\_\_

Traveling Date: \_\_\_\_ / \_\_\_\_ / \_\_\_\_      Reservation No.: \_\_\_\_\_

From: \_\_\_\_ / \_\_\_\_ / \_\_\_\_      To: \_\_\_\_ / \_\_\_\_ / \_\_\_\_

Traveling Date: \_\_\_\_ / \_\_\_\_ / \_\_\_\_      Reservation No.: \_\_\_\_\_

From: \_\_\_\_ / \_\_\_\_ / \_\_\_\_      To: \_\_\_\_ / \_\_\_\_ / \_\_\_\_

Permanent Address: \_\_\_\_\_

Telephone No.: ( \_\_\_\_ ) \_\_\_\_\_ - \_\_\_\_\_

Address in Jeddah: \_\_\_\_\_

Telephone No.: ( \_\_\_\_ ) \_\_\_\_\_ - \_\_\_\_\_

Address in Makkah: \_\_\_\_\_

Telephone No.: ( \_\_\_\_ ) \_\_\_\_\_ - \_\_\_\_\_

Address in Madinah: \_\_\_\_\_

Telephone No.: ( \_\_\_\_ ) \_\_\_\_\_ - \_\_\_\_\_